

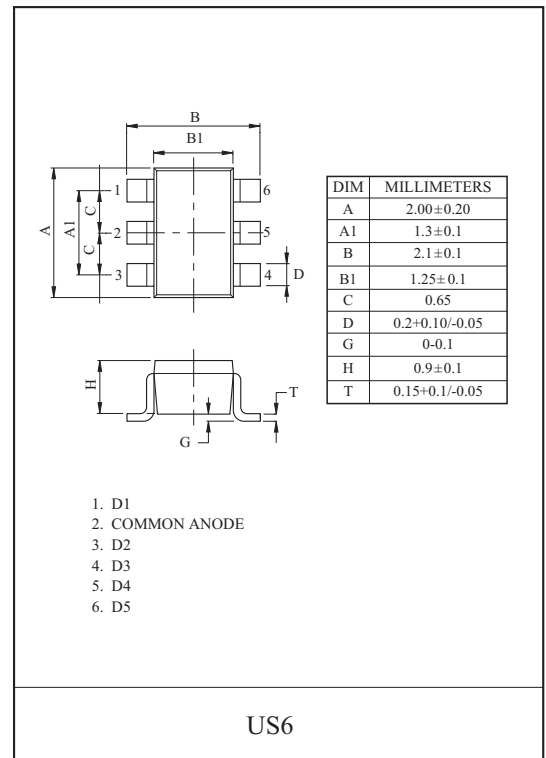
Protection in Portable Electronics Applications.

### FEATURES

- 100 Watts peak pulse power ( $t_p=8/20 \mu s$ )
- Transient protection for data lines to IEC 61000-4-2(ESD) 15kV(Air), 8kV(Contact). IEC 61000-4-4(EFT) 40A ( $t_p=5/50ns$ ) IEC 61000-4-5(Lightning) 14.5A ( $t_p=8/20 \mu s$ )
- Protects five I/O lines.
- Low clamping voltage.
- Low operating and leakage current.
- Small package for use in portable electronics.

### APPLICATIONS

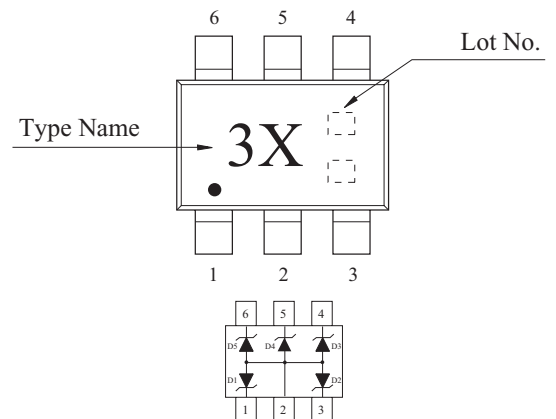
- Cell phone handsets and accessories.
- Cordless phones.
- Personal digital assistants (PDA's)
- Notebooks, desktops, & servers.
- Portable instrumentation.
- Set-Top Box, DVD Player.
- Digital Camera.



### MAXIMUM RATING ( $T_a=25^\circ C$ )

CHARACTERISTIC	SYMBOL	RATING	UNIT
Peak Pulse Power ( $t_p=8/20 \mu s$ )	$P_{PK}$	100	W
Peak Pulse Current ( $t_p=8/20 \mu s$ )	$I_{PP}$	14.5	A
Operating Temperature	$T_j$	-55 150	
Storage Temperature	$T_{stg}$	-55 150	

### Marking

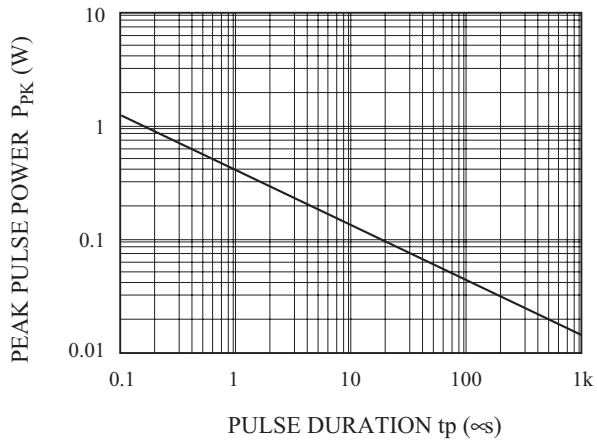


### ELECTRICAL CHARACTERISTICS ( $T_a=25^\circ C$ )

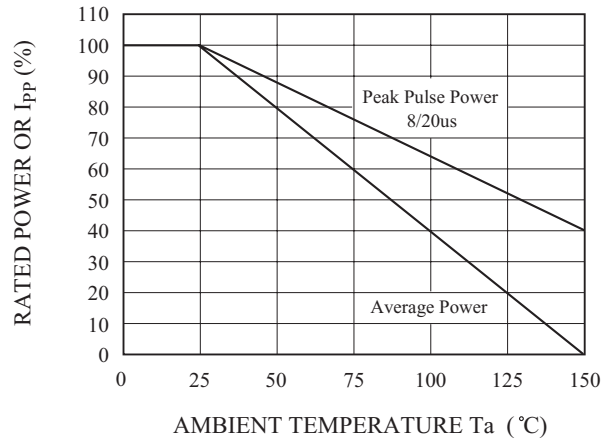
CHARACTERISTIC	SYMBOL	TEST CONDITION	MIN.	TYP.	MAX.	UNIT
Reverse Stand-Off Voltage	$V_{RWM}$	-	-	-	3.3	V
Reverse Breakdown Voltage	$V_{BR}$	$I_t=1mA$	4	-	-	V
Reverse Leakage Current	$I_R$	$V_{RWM}=3.3V$	-	-	50	$\mu A$
Clamping Voltage	$V_C$	$I_{PP}=14.5A, t_p=8/20 \mu s$	-	-	10.9	
Junction Capacitance	$C_j$	$V_R=0V, f=1MHz$ Between I/O Pins and GND	-	-	200	pF

# PG03GXUS6

NON-REPETITIVE PEAK PULSE  
POWER VS. PULSE TIME



POWER DERATION CURVE



PULSE WAVEFORM

