

## Features

- Frequency Range: 10~500MHz
- Active Bias Design Supply Temperature Compensation
- Standard Hermetic Package
- Operating Temperature Range: -55°C ~ +85°C

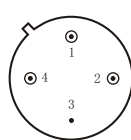
## Specifications (50 Ω, V<sub>CC</sub> = +5V, T<sub>A</sub> = -55°C ~ +85°C)

Parameter	Symbol	Unit	Guaranteed	Typical
Frequency Range	f <sub>L</sub> ~f <sub>H</sub>	MHz	10~500	10~500
Gain	G <sub>p</sub>	dB	≥17.0	18.0
Gain Flatness	ΔG <sub>p</sub>	dB	≤±0.5	±0.2
Noise Figure	F <sub>n</sub>	dB	≤4.5 Δ	4.0
Input VSWR	VSWR <sub>i</sub>	---	≤2.0:1	1.5:1
Output VSWR	VSWR <sub>o</sub>	---	≤2.0:1	1.5:1
Output Power @ 1dB Compression	P <sub>-1</sub>	dBm	≥16.5*Δ	17.0
DC Current	I <sub>CC</sub>	mA	---	60

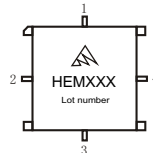
\*f = 300MHz; "Δ" T<sub>A</sub> = 24 ± 1°C;

## Maximum Rating

DC Voltage : +6VDC  
RF Input: +10dBm  
Storage Temp: +125°C



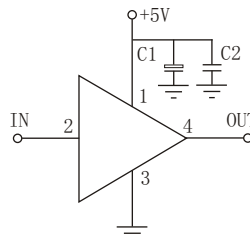
TO-8C



SMO-8C

## Application Notes

1. Typical application shown as right, C<sub>1</sub> = 3.3~22 μF ; C<sub>2</sub> = 3300~6800pF;
2. Interchanged directly with UTO-520 from AVANTEK Company and A72 from W-J Company;
3. See assembly section for mounting information
4. Connectorized package(SMA-1)available



## Typical Curves

