



Chip Inductors – 1008LS Series (2520)

These ferrite core surface mount inductors have lower DCR and higher current ratings than our 1008CS Series. They're available with inductance values from 1.2 to 10 μ H.

Coilcraft **Designer's Kit C136** contains samples of all 5% inductance tolerance parts. To order, contact Coilcraft or visit <http://order.coilcraft.com> to order on-line.

Part number ¹	Inductance ² (μ H)	Percent tolerance ³	Q min ⁴	SRF min ⁵ (MHz)	DCR max ⁶ (Ohms)	Irms ⁷ (mA)
1008LS-122X_B_	1.2 @ 7.9MHz	10,5	48 @ 50 MHz	210	0.68	650
1008LS-152X_B_	1.5 @ 7.9MHz	10,5	41 @ 50 MHz	190	0.76	630
1008LS-182X_B_	1.8 @ 7.9MHz	10,5	39 @ 50 MHz	170	0.84	600
1008LS-222X_B_	2.2 @ 7.9MHz	10,5	34 @ 50 MHz	150	1.10	520
1008LS-272X_B_	2.7 @ 7.9MHz	10,5	34 @ 50 MHz	135	1.28	490
1008LS-332X_B_	3.3 @ 7.9MHz	10,5	32 @ 50 MHz	120	1.46	450
1008LS-392X_B_	3.9 @ 7.9MHz	10,5	32 @ 7.9 MHz	105	1.56	420
1008LS-472X_B_	4.7 @ 7.9MHz	10,5	31 @ 7.9 MHz	90	1.68	400
1008LS-562X_B_	5.6 @ 7.9MHz	10,5	31 @ 7.9 MHz	80	1.82	380
1008LS-682X_B_	6.8 @ 7.9MHz	10,5	31 @ 7.9 MHz	70	2.00	360
1008LS-822X_B_	8.2 @ 7.9MHz	10,5	23 @ 7.9 MHz	65	2.65	330
1008LS-103X_B_	10.0 @ 7.9MHz	10,5	31 @ 7.9 MHz	60	2.95	300

1. When ordering, please specify **tolerance** and **packaging** codes:

1008LS-103X J B C

Tolerance: J = 5% K = 10%

(Table shows stock tolerances in bold.)

Packaging: C = 7" machine-ready reel. EIA-481 embossed plastic tape (2000 parts per full reel).

B = Less than full reel. In tape, but not machine ready. To have a leader and trailer added (\$25 charge), use code letter C instead.

D = 13" machine-ready reel. EIA-481 embossed plastic tape. Factory order only, not stocked (7500 parts per full reel).

2. Inductance measured using Coilcraft SMD-A fixture in an Agilent/HP 4286A impedance analyzer with Coilcraft-provided correlation pieces.

3. Tolerances in bold are stocked for immediate shipment.

4. Q measured using an Agilent/HP 4291A with an Agilent/HP 16193 test fixture.

5. SRF measured using an Agilent/HP 8753D network analyzer with a Coilcraft SMD-D fixture.

6. DCR measured on a Cambridge Technology Micro-ohmmeter.

7. Average current for 15°C temperature rise from 25°C.

8. Operating temperature range -40°C to +85°C.

9. Electrical specifications at 25°C.

See Qualification Standards section for environmental and test data.

For part marking data see Color Coding section.

COILCRAFT ACCURATE
PRECISION REPEATABLE
MEASUREMENTS
SEE INDEX **TEST FIXTURES**

Coilcraft[®]

Specifications subject to change without notice.

Please check our website for latest information.

Document 103-1 Revised 12/18/02

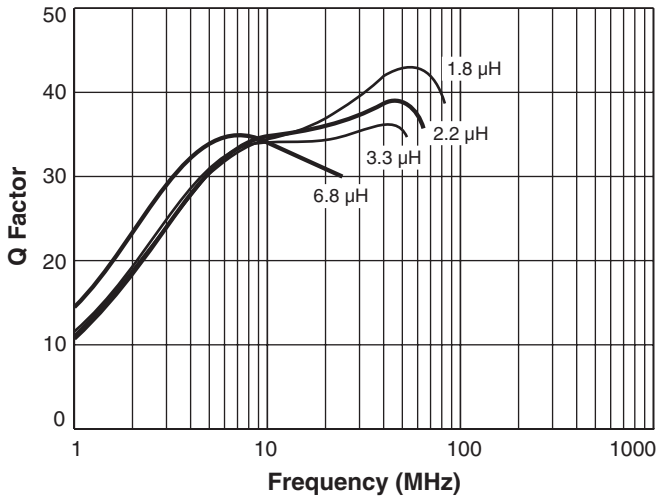
1102 Silver Lake Road Cary, Illinois 60013 Phone 847/639-6400 Fax 847/639-1469

E-mail info@coilcraft.com Web <http://www.coilcraft.com>



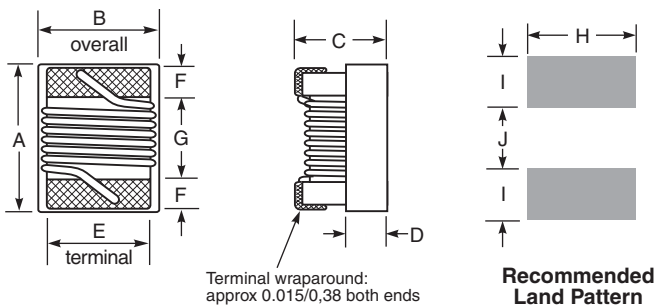
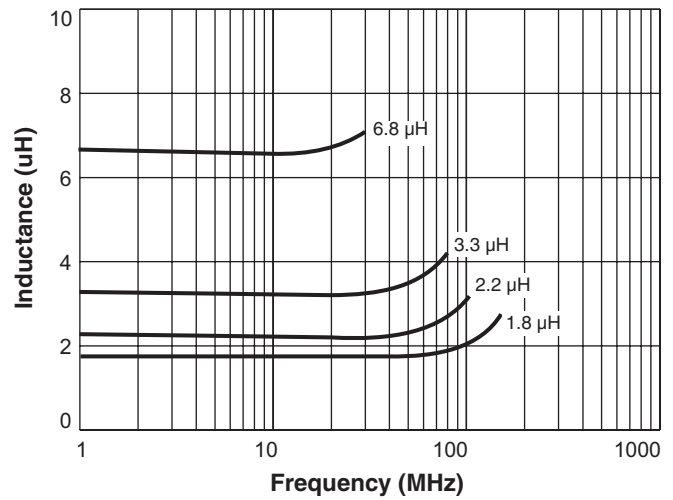
1008LS Series (2520)

Typical Q vs Frequency



S-Parameter files
ON OUR WEB SITE OR CD
SPICE models
ON OUR WEB SITE OR CD

Typical L vs Frequency



A max	B max	C max	D ref	E	F	G	H	I	J
0.115	0.110	0.080	0.020	0.080	0.020	0.060	0.100	0.040	0.050
2,92	2,79	2,03	0,51	2,03	0,51	1,52	2,54	1,02	1,27

Weight: 38.3 – 41.0 mg
Terminations: Platinum/palladium/silver
Tape and reel: 2000/7" reel; 7500/13" reel 8 mm tape width
 For packaging data see Tape and Reel Specifications section.



Specifications subject to change without notice.
 Please check our website for latest information. Document 103-2 Revised 12/14/04

1102 Silver Lake Road Cary, Illinois 60013 Phone 847/639-6400 Fax 847/639-1469
 E-mail info@coilcraft.com Web http://www.coilcraft.com