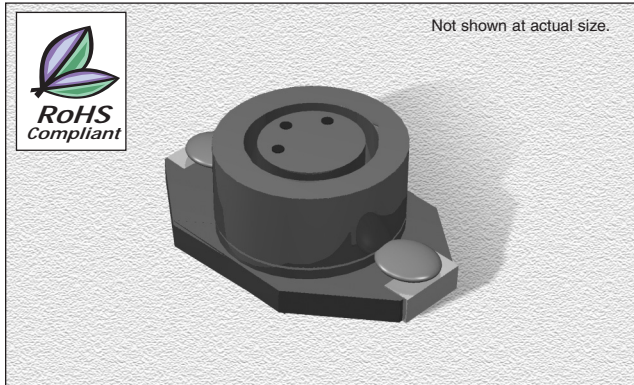


CTDS3316F Series

From 1.0 μH to 1000 μH



SPECIFICATIONS

Parts are available in $\pm 20\%$ tolerance only.
 *40°C rise at I_{rms}
 **Inductance drop 10% typ. at I_{sat}

Part Number	Inductance (μH)	L Test Freq. (kHz)	DCR Max. (Ω)	* I_{rms} (A)	** I_{sat} (A)	SRF Typ. (MHz)
CTDS3316PF-102	1.0	100	0.021	5.0	5.6	110
CTDS3316PF-152	1.5	100	0.022	4.5	5.2	90
CTDS3316PF-222	2.2	100	0.032	3.8	5.0	60
CTDS3316PF-332	3.3	100	0.039	3.3	3.9	55
CTDS3316PF-472	4.7	100	0.054	2.7	3.2	30
CTDS3316PF-682	6.8	100	0.075	2.2	2.8	30
CTDS3316PF-103	10	100	0.101	2.0	2.4	28
CTDS3316PF-153	15	100	0.150	1.5	2.0	20
CTDS3316PF-223	22	100	0.207	1.3	1.6	15
CTDS3316PF-333	33	100	0.334	1.1	1.4	12
CTDS3316PF-473	47	100	0.472	0.8	1.0	10
CTDS3316PF-683	68	100	0.660	0.7	0.9	10
CTDS3316PF-104	100	100	1.110	0.6	0.8	7
CTDS3316PF-154	150	100	1.550	0.5	0.6	6
CTDS3316PF-224	220	100	2.000	0.37	0.5	5
CTDS3316PF-105	1000	100	8.300	0.17	0.32	2

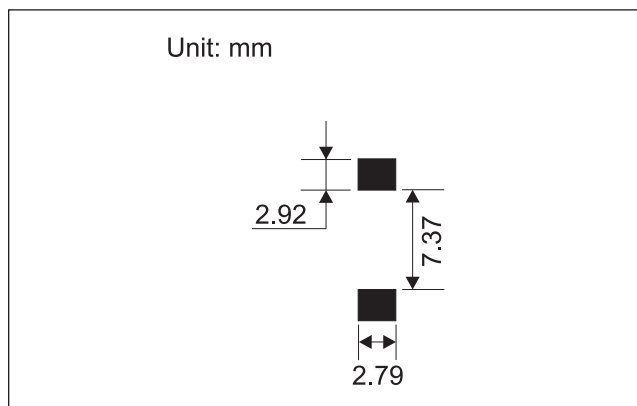
PHYSICAL DIMENSIONS

Size	A Max.	B Max.	C Max.	D	E	F
mm	12.95	9.4	5.08	2.54	2.54	7.62
inches	0.51	0.37	0.2	0.1	0.1	0.3

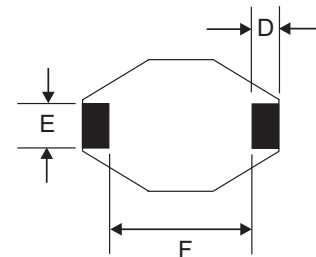
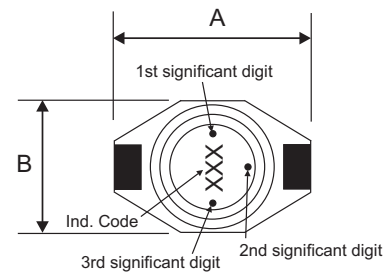
CHARACTERISTICS

- Description:** SMD (shielded) power inductor
- Applications:** Ideal for high performance DC/DC converter applications, computers, LCD displays and telecommunication equipment. Especially those requiring shielding
- Operating Temperature:** -40°C to +85°C
- Inductance Tolerance:** $\pm 20\%$
- Testing:** Inductance is tested on a HP4285A at 100 kHz
- Packaging:** Tape & Reel
- Marking:** Color dots (nH) OR stamped with Inductance code (μH).
- Miscellaneous:** **RoHS Compliant.** Magnetically shielded
- Additional Information:** Additional electrical & physical information available upon request

PAD LAYOUT



Parts will be marked with Significant Digit Dots OR Inductance Code



01.11.10