

Base Station Antennas



PerforMax™

ANTENNA SPECIFICATIONS

ANTENNA TYPE: PCS-09015-4D

Description: 1710-1990 MHz, single polarized, 90 degree azimuth beamwidth, 15 dBd gain panel antenna with 4 degrees of electrical downtilt

Electrical Specifications

Frequency Band, MHz	1710-1880	1850-1990
Gain, dBd (dBi)	14.4 (16.6)	14.8 (17.0)
Azimuth Beamwidth, degrees	90	90
Elevation Beamwidth, degrees	7.0	6.5
Front-to-Back Ratio, dB	>25	>27
Return Loss, dB (VSWR)	>15.5 (<1.4)	>15.5 (<1.4)
Impedance, ohms	50	50
Port to Port Isolation, dB	NA	NA
Intermodulation, dBc		<-150
Polarization Type		Single, Vertical
Electrical Downtilt, degrees		4
Maximum Input Power, watts		250
Lightning Protection		DC Ground
Connector Type		7-16 DIN Female
Connector Position		Bottom
Number of Connectors		1

Mechanical Specifications

Antenna Dimensions - L x W x D, mm (in)	1471 (57.9) x 173 (6.8) x 89 (3.5)
Antenna Weight, kg (lb)	5.5 (12.0)
Radome Color	Gray
Radome Material	UV Protected PVC

Environmental Specifications

Survival Wind Speed, km/h (mph)	201 (125)
Wind Load - frontal, N (lbf)*	480 (108)
Wind Load - lateral, N (lbf)*	117 (26)
Wind Load - rear, N (lbf)*	480 (108)
Temperature Range, degrees C	-40 to +65
Humidity, %	Up to 100

* Based on 100 mph (16.1 km/h)

Shipping Specifications

Shipping Dimensions - L x W x D, mm (in)	1601 (63) x 300 (11.8) x 254 (10)
Shipping Weight, kg (lb)	10.0 (22.0)

Mounting Hardware Specifications

Mounting Bracket Part Number	600691A-2
Mount Description	Adjustable downtilt, 0 - 14 degrees
Mount Weight, kg (lb)	1.0 (2.2)
To include mounting bracket with antenna, order part number:	PCS-09015-4DM
Shipping Dimensions - mount with antenna - L x W x D, mm (in)	1684 (66.3) x 300 (11.8) x 254 (10)
Shipping Weight - mount with antenna, kg (lb)	14.3 (31.6)

Customer Support Center:
From North America: 1-800-255-1479
International: +1-708-873-2307

This Specification Sheet is for reference only and is subject to change without notice.
Copyright ©2001 Andrew Corporation, Printed in the U.S.A.
Bulletin # 94209 - Rev. 9/17/2001

www.andrew.com

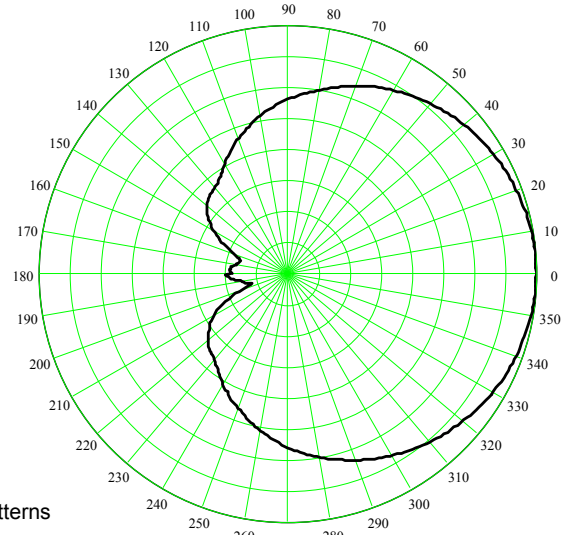
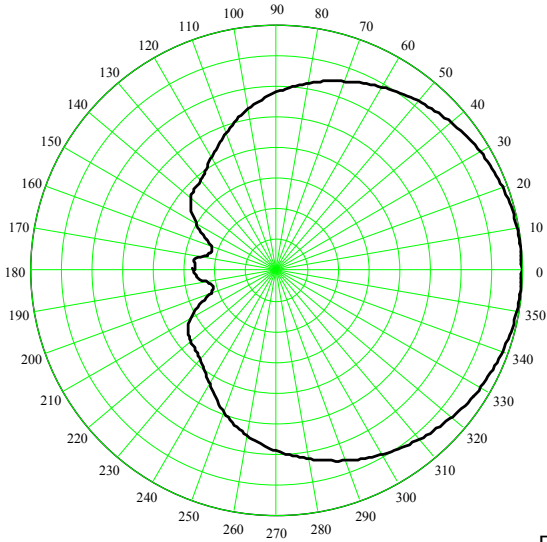
Base Station Antennas



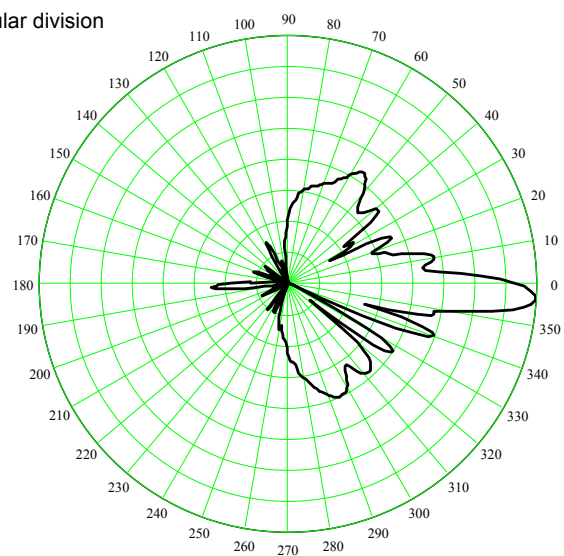
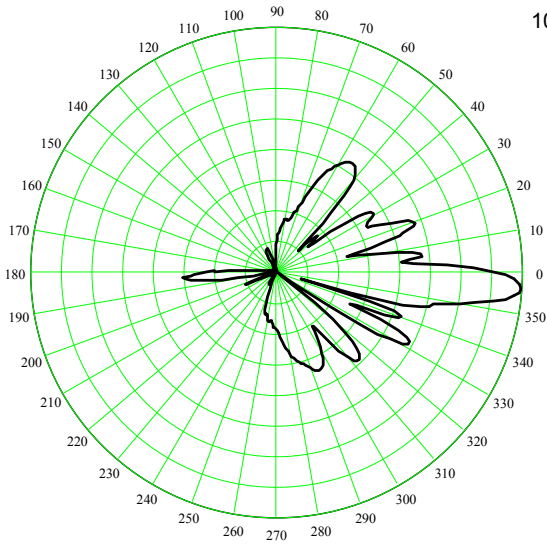
ANTENNA SPECIFICATIONS

ANTENNA TYPE: PCS-09015-4D

PerforMax™



Azimuth Patterns
Polar Plot Center = -40dB
5 dB / radial division
10 degree / angular division



Elevation Patterns
Polar Plot Center = -40dB
5 dB / radial division
10 degree / angular division

Pattern File 6404251
Measured at 1790 MHz

Pattern File 6404252
Measured at 1920 MHz