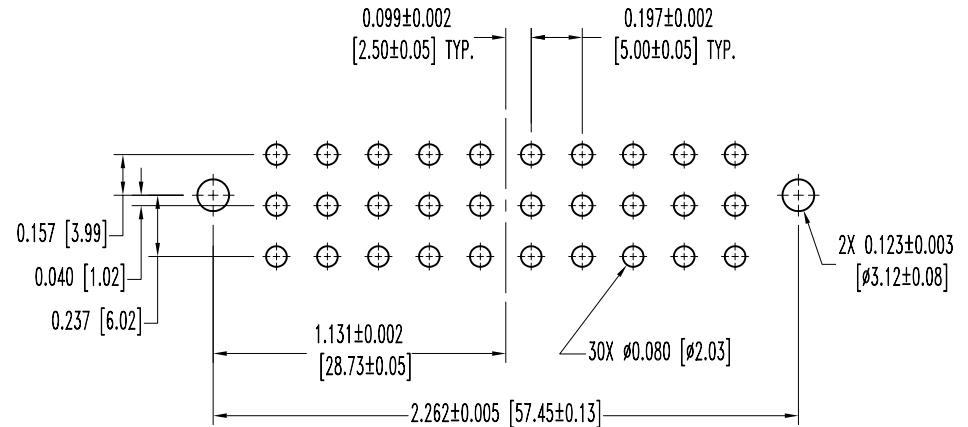
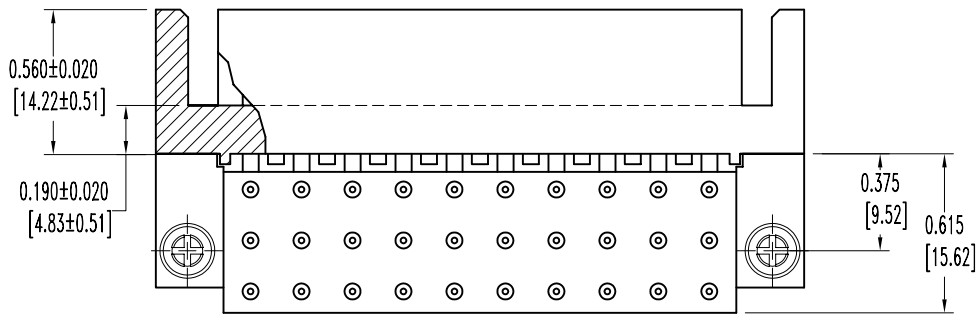
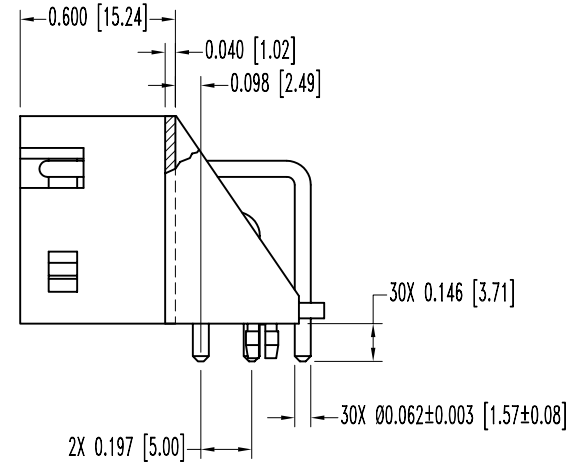
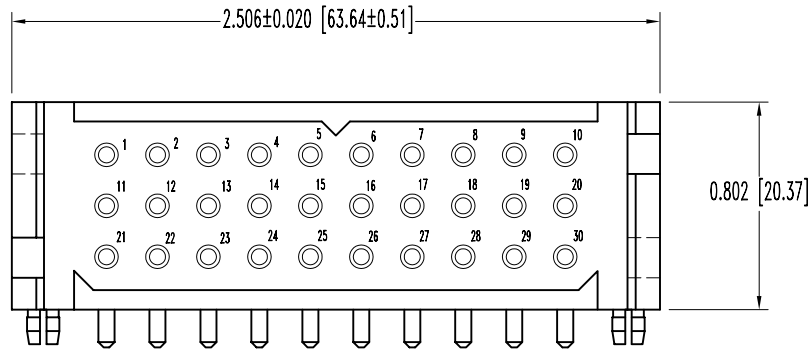


SK5391

POSITRONIC INDUSTRIES BELIEVES THE DATA ON THIS DRAWING TO BE RELIABLE. SINCE THE TECHNICAL INFORMATION IS GIVEN FREE OF CHARGE, THE USER EMPLOYS SUCH INFORMATION AT HIS OWN DISCRETION AND RISK. POSITRONIC INDUSTRIES ASSUMES NO RESPONSIBILITY FOR RESULTS OBTAINED OR DAMAGES INCURRED FROM USE OF SUCH INFORMATION IN WHOLE OR IN PART.

DATE	REV	REVISION RECORD	APP	DR	CK
4-5-04	NC	ECO 22254	RCW	YK	TK
6-11-04	A	ECO 22537		YK	



CONTACT HOLE PATTERN

NOTES:

1. MATERIALS AND FINISHES:

- INSULATOR: GLASS FILLED POLYESTER, UL 94V-0, COLOR BLUE.
- CONTACTS: PRECISION MACHINED COPPER ALLOY, GOLD FLASH OVER NICKEL.
- MOUNTING BRACKET WITH ALIGNMENT BAR: GLASS FILLED POLYESTER, COLOR BLUE.
- PUSH-ON FASTENER: SPRING TEMPERED COPPER ALLOY, TIN PLATE.
- MOUNTING SCREWS: STEEL, ZINC PLATE.

2. ELECTRICAL CHARACTERISTICS:

- CONTACT CURRENT RATING: 24 AMPS PER UL 1977.
- INITIAL CONTACT RESISTANCE: 0.0007 OHMS MAX. PER IEC 512-2, TEST 2b.
- INSULATION RESISTANCE: 5 G OHMS PER IEC 512-2, TEST 3a, METHOD A.
- WORKING VOLTAGE: 600 VAC.

3. WORKING TEMPERATURE: -55°C TO +125°C.

4. DIMENSIONS ARE IN INCHES [MILLIMETERS].

		POSITRONIC INDUSTRIES INC. www.connectpositronic.com	
		PCS SERIES	SCALE N.T.S.
DECIMAL TOL. ± 0.015 [0.38]	TITLE PLCH30M4B3N0A1		
ANGULAR TOL. ± 5°	DATE 4-5-04	DRAWING NUMBER SK5391	REV. A
		APPROVED BY RCW	