


METAL OXIDE MINI SERIES RESISTORS

- Flame proof - Meets overload test of UL #1412
- Only available in RoHS compliant version
- Ideal substitute where size restraints apply
- Offers all electrical/performance characteristics of the standard size Metal Oxide product
- TCR ± 200 ppm
- Coating meets UL-94V-0



PERFORMANCE CHARACTERISTICS (Tested Per MIL-R-22684 Rev. C):

ELECTRICAL	MOM 1/2	MOM 1	MOM 2	MOM 3	MOM 5
Power Ratings @ 70°C (watts)	1/2	1	2	3	5
Derated to 0 Load at	200°C	200°C	200°C	200°C	200°C
Maximum Working Voltage (volts)	250	350	350	350	500
Operating Temperature Range	-55°C to +200°C	-55°C to +200°C	-55°C to +200°C	-55°C to +200°C	-55°C to +200°C
Resistance Range (ohms)	0.1 - 47K ($\pm 5\%$) 0.1 - 47K ($\pm 1\%$)	0.1 - 75K ($\pm 5\%$) 0.1 - 75K ($\pm 1\%$)	0.1 - 100K ($\pm 5\%$) 0.1 - 100K ($\pm 1\%$)	0.1 - 120K ($\pm 5\%$) 0.1 - 120K ($\pm 1\%$)	1 - 150K ($\pm 5\%$) 100 - 4.99K ($\pm 1\%$)
Environmental (Operating Temperature Range: -55°C to +200°C)					
Moisture Resistance	$\pm 1.5\%$	$\pm 1.5\%$	$\pm 1.5\%$	$\pm 1.5\%$	$\pm 1.5\%$
Thermal Shock	$\pm 1\%$	$\pm 1\%$	$\pm 1\%$	$\pm 1\%$	$\pm 1\%$
Load Life @ 70°C - 1000 hrs.	$\pm 2\%$	$\pm 2\%$	$\pm 2\%$	$\pm 2\%$	$\pm 2\%$
Shock and Vibration	$\pm 0.5\%$	$\pm 0.5\%$	$\pm 0.5\%$	$\pm 0.5\%$	$\pm 0.5\%$
Resistance to Soldering Heat	$\pm 1\%$	$\pm 1\%$	$\pm 1\%$	$\pm 1\%$	$\pm 1\%$
Terminal Strength	$\pm 0.5\%$	$\pm 0.5\%$	$\pm 0.5\%$	$\pm 0.5\%$	$\pm 0.5\%$
Dielectric Withstand Voltage	400V	600V	600V	600V	800V
Maximum Pulse Voltage	400V	750V	750V	750V	1000V
Insulation Resistance	10,000 meg min.	10,000 meg min.	10,000 meg min.	10,000 meg min.	10,000 meg min.
Voltage Coefficient	0.001%/V	0.001%/V	0.001%/V	0.001%/V	0.001%/V
Short Time Overload	$\pm 2\%$	$\pm 2\%$	$\pm 2\%$	$\pm 2\%$	$\pm 2\%$

DIMENSIONS (Inches and (mm)):

PACKAGING:
 MOM 1/2: 5000/reel
 MOM 1, 2: 2500/reel
 MOM 3: 1000/reel
 MOM 5: 1000/ammo box
 All Above: 1000/bulk box

	A	B	C	D
MOM 1/2	1.10 \pm 0.12 (28.0 \pm 3.0)	0.26 \pm 0.02 (6.5 \pm 0.5)	0.020 \pm 0.002 (0.52 \pm 0.05)	0.09 \pm 0.01 (2.3 \pm 0.2)
MOM 1	1.10 \pm 0.12 (28.0 \pm 3.0)	0.35 \pm 0.04 (9.0 \pm 1.0)	0.024 \pm 0.002 (0.60 \pm 0.05)	0.14 \pm 0.02 (3.5 \pm 0.5)
MOM 2	1.18 \pm 0.12 (30.0 \pm 3.0)	0.43 \pm 0.04 (11.0 \pm 1.0)	0.028 \pm 0.004 (0.70 \pm 0.10)	0.18 \pm 0.02 (4.5 \pm 0.5)
MOM 3	1.18 \pm 0.12 (30.0 \pm 3.0)	0.59 \pm 0.04 (15.0 \pm 1.0)	0.028 \pm 0.004 (0.70 \pm 0.10)	0.20 \pm 0.04 (5.0 \pm 1.0)
MOM 5	1.38 \pm 0.12 (35.0 \pm 3.0)	0.71 \pm 0.08 (17.5 \pm 2.0)	0.031 \pm 0.002 (0.80 \pm 0.05)	0.26 \pm 0.06 (6.5 \pm 1.5)

HOW TO ORDER:

Sample Part No.: **MOM-1 1001 J LF**

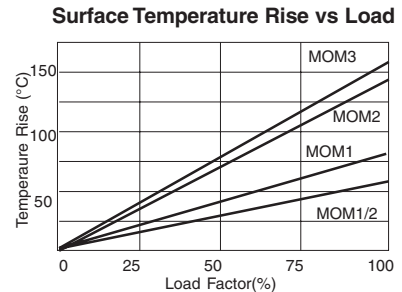
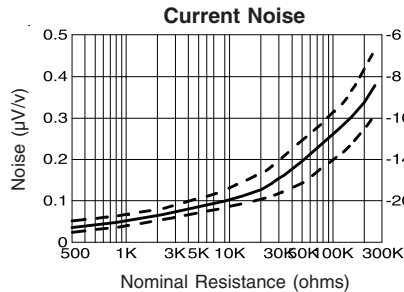
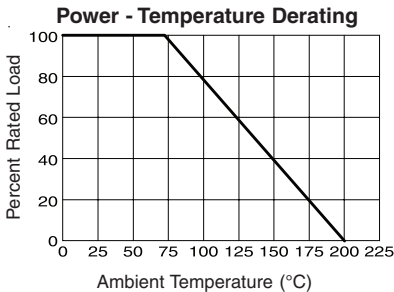
IRC Type _____

Size _____

Resistance Value _____
 3 digit range and 1 digit multiplier

Tolerance _____
 J = 5%, F = 1%

RoHS Compliance _____
 LF = RoHS compliant construction



General Note

IRC reserves the right to make changes in product specification without notice or liability. All information is subject to IRC's own data and is considered accurate at time of going to print.

