

9939 Via Pasar | San Diego, CA 92126  
 TEL: (858) 621-2700 | FAX: (858) 621-2722  
 URL: [www.zcomm.com](http://www.zcomm.com)  
 EMAIL: [applications@zcomm.com](mailto:applications@zcomm.com)

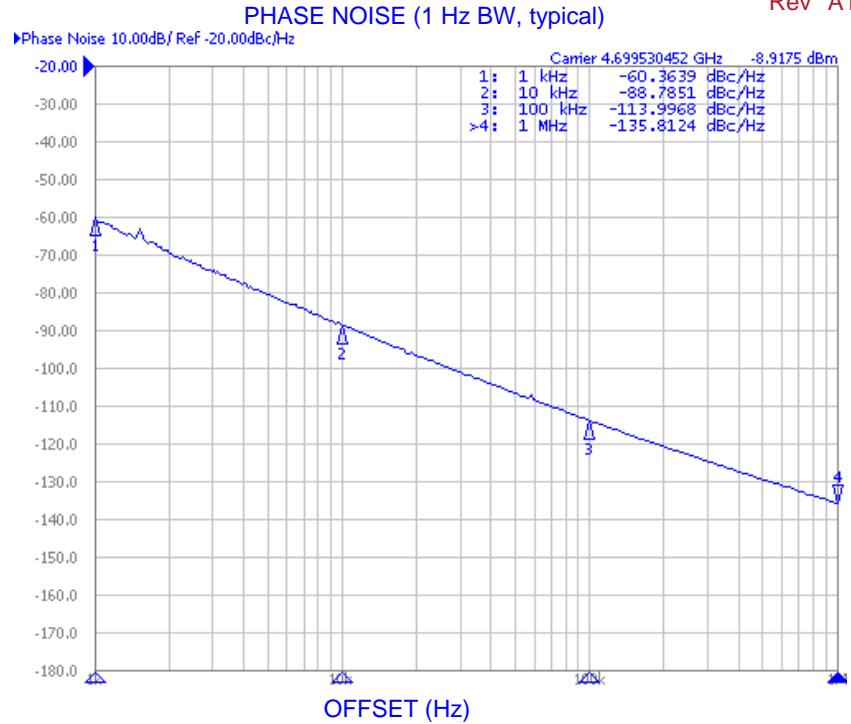
### Voltage-Controlled Oscillator Surface Mount Module

#### Applications

- Point-to-Point Radio
- Satellite Communications
- Direct Broadcast

#### Application Notes

- AN-101: Mounting and Grounding
- AN-102: Output Loading
- AN-107: Manual Soldering



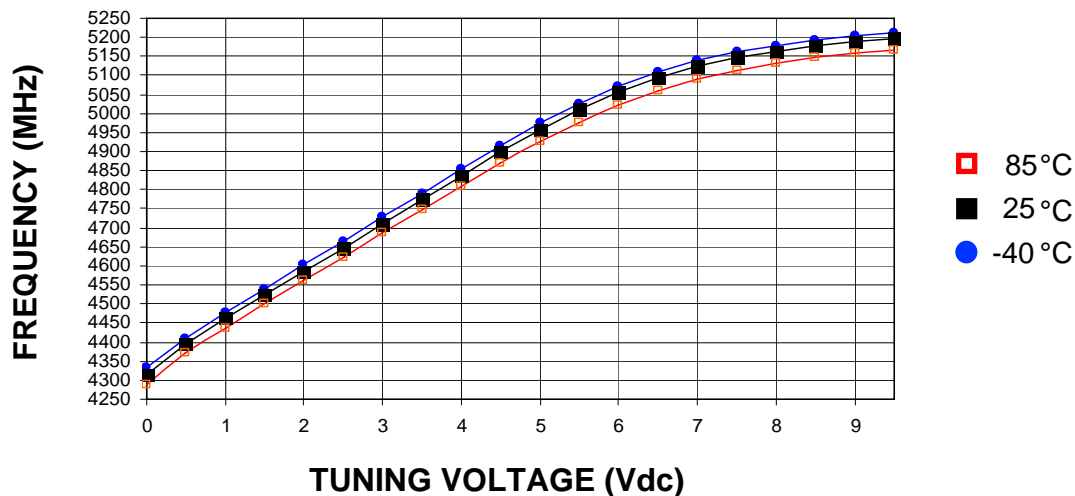
Performance Specifications	Min	Typ	Max	Units
Oscillation Frequency Range	4400		5000	MHz
Phase Noise @ 10 kHz offset (1 Hz BW)		-89		dBc/Hz
Harmonic Suppression (2nd)		-22	-15	dBc
Tuning Voltage	0		9.5	Vdc
Tuning Sensitivity (avg.)		120		MHz/V
Power Output	0	3	6	dBm
Load Impedance		50		$\Omega$
Input Capacitance			50	pF
Pushing			8	MHz/V
Pulling (14 dB Return Loss, Any Phase)			14	MHz
Operating Temperature Range	-40		85	$^{\circ}\text{C}$
Package Style		MINI-14S		

Power Supply Requirements	Min	Typ	Max	Units
Supply Voltage (Vcc, nom.)		10		Vdc
Supply Current (Icc)		25	32	mA

#### Additional Notes

LFSuffix = RoHS Compliant. All specifications are subject to change without notice.

Tuning Curve, typ.

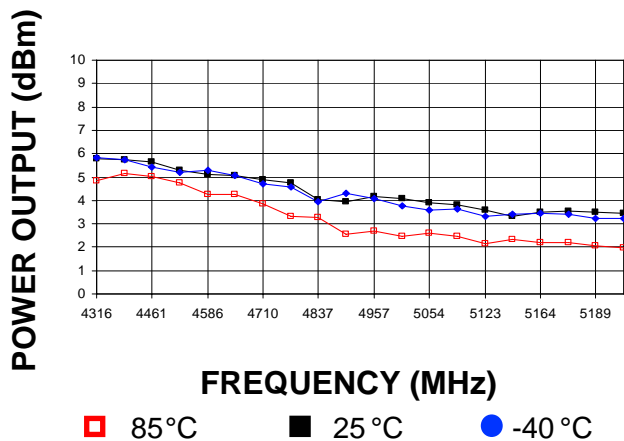


FREQUENCY (MHz)

TUNING VOLTAGE (Vdc)

85°C  
25°C  
-40°C

Power Curve, typ.

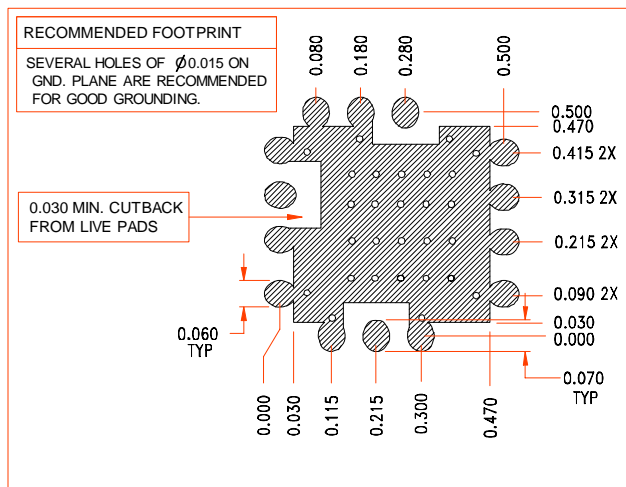


POWER OUTPUT (dBm)

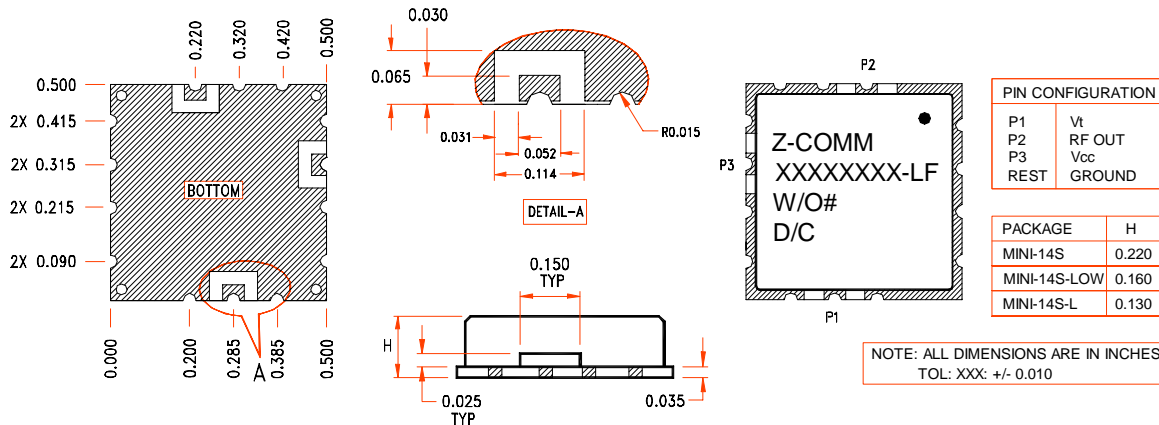
FREQUENCY (MHz)

85°C 25°C -40°C

Footprint



Physical Dimensions



PIN CONFIGURATION	
P1	Vt
P2	RF OUT
P3	Vcc
REST	GROUND

PACKAGE	H
MINI-14S	0.220
MINI-14S-LOW	0.160
MINI-14S-L	0.130

NOTE: ALL DIMENSIONS ARE IN INCHES  
TOL: XXX: +/- 0.010

LFSuffix = RoHS Compliant. All specifications are subject to change without notice.