

AC Filter 2-Stage

**Description**

- Chassis:
Screw-on mounting, from top
- Line-filter in standard version, 2 positions, high attenuation
- Quick connect terminals 6.3 x 0.8 mm
- Very high symmetrical and asymmetrical attenuation loss in the frequency range from 10kHz up to 30MHz

Approvals

- VDE License Number: 40004673
- UL License Number: E72928

Characteristics

- Designed for increased requirements
- Protection against interference voltage from the mains
Possible interferences generated in the equipment are strongly attenuated
- 2-stage line filter with increased attenuation
- For standard and industrial applications
- Qualified for use in equipment according IEC/EN 60950

References

[General Product Information](#)

Weblinks

[Approvals](#), [RoHS](#), [CHINA-RoHS](#), [Mating Connectors](#), [e-Store](#), [Distributor-Stock-Check](#), [Accessories](#)

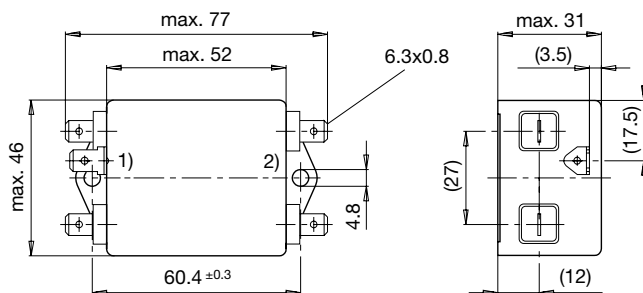
Technical Data

Ratings IEC	2 - 6A @ Ta 40 °C / 250VAC; 50Hz
Ratings UL/CSA	2 - 6A @ Ta 40 °C / 125VAC; 60Hz
Leakage Current	standard < 0.5mA (250V / 60Hz)
Dielectric Strength	> 1.7kVDC between L-N > 2.7kVDC between L/N-PE Test voltage (2 sec)
Allowable Operation Temp.	-25°C to 100°C
Climatic Category	25/100/21 acc. to IEC 60068-1
Protection Class	Suitable for appliances with protection class 1 acc. to IEC 61140
Terminal	Quick connect terminals 6.3 x 0.8 mm
Material: Housing	Alu. anodised

Line Filter	Standard Version, IEC 60939, IEC 60601-1, UL 1283, UL 544, EN 133 200, CSA C22.2 no. 8 Technical details
MTBF	> 200'000h acc. to MIL-HB-217 F

Dimensions

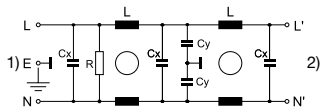
Case 09



- 1) Line
- 2) Load

Diagrams

Standard version



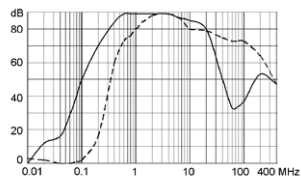
- 1) Line
- 2) Load

Attenuation Loss

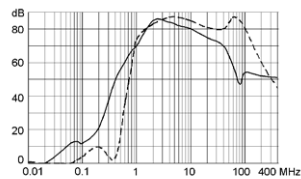
--- differential mode ____ common mode

Standard version

2 A



6 A



Variants

Rated Current [A]	Filter-Type	L [mH]	Cx (X2) [nF]	Cy (Y2) [nF]	R [MΩ]	Weight [g]	Housing	Order Number
2	Standard Version	2 x 3	100	4.7	0.5	140	09	5500.2043
6	Standard Version	2 x 0.8	100	2.2	0.5	140	09	5500.2044

Packaging unit 10 Pcs