

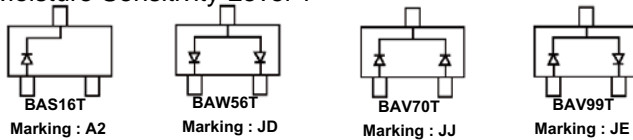


Micro Commercial Components  
 20736 Marilla Street Chatsworth  
 CA 91311  
 Phone: (818) 701-4933  
 Fax: (818) 701-4939

**BAS16T**  
**BAW56T**  
**BAV70T**  
**BAV99T**

## Features

- Ultra-Small Surface Mount Package
- For General Purpose Switching Applications
- High Conductance
- Epoxy meets UL 94 V-0 flammability rating
- Moisture Sensitivity Level 1

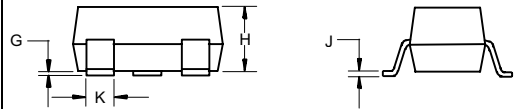
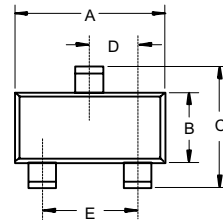


**150mW 85Volt  
 Switching Diode**

## Maximum Ratings

- Operating Temperature: -55°C to +150°C
- Storage Temperature: -55°C to +150°C

**SOT-523**



## Electrical Characteristics @ 25°C Unless Otherwise Specified

Peak Repetitive Reverse Voltage	$V_{RRM}$	85V	
Continuous Forward Current	$I_F$	75mA	
Power Dissipation	$P_D$	150mW	
Peak Forward Surge Current @t=1.0us	$I_{FSM}$	4.0A	
@t=1.0ms		1.0A	
@t=1.0s		0.5A	
Maximum Instantaneous Forward Voltage	$V_F$	715mV	$I_F = 1mA$
		855mV	$I_F = 10mA;$
		1000mV	$I_F = 50mA$
		1250mV	$I_F = 150mA$
Maximum DC Reverse Current At Rated DC Blocking Voltage	$I_R$	2 $\mu$ A	$V_R=75Volts$
		0.03 $\mu$ A	$V_R=25Volts$
Typical Total Capacitance	$C_T$	1.5pF	Measured at 1.0MHz, $V_R=0V$
Reverse Recovery Time	$T_{rr}$	4nS	$I_F = I_R = 10mA,$ $I_{rr} = 0.1 \times I_R,$ $R_L = 100\Omega$

DIM	INCHES		MM		NOTE
	MIN	MAX	MIN	MAX	
A	.059	.067	1.50	1.70	
B	.030	.033	0.75	0.85	
C	.057	.069	1.45	1.75	
D	.020 Nominal		0.50Nominal		
E	.035	.043	0.90	1.10	
G	.000	.004	.000	.100	
H	.028	.031	.70	0.80	
J	.004	.008	.100	.200	
K	.010	.014	.25	.35	

**BAS16T/BAW56T**  
**BAV70T/BAV99T**

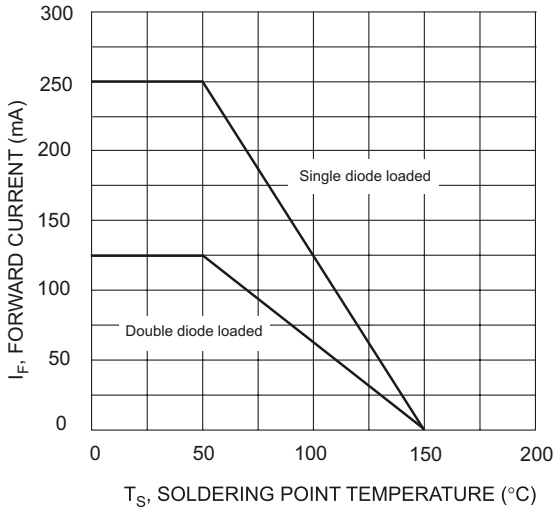


Fig. 1 Current Derating Curve

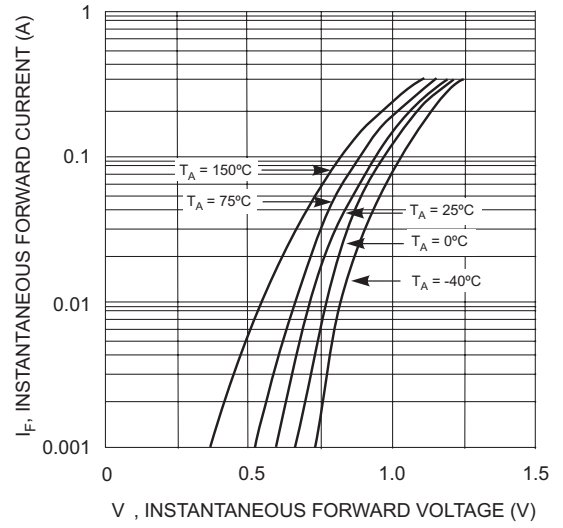


Fig. 2 Forward Characteristics

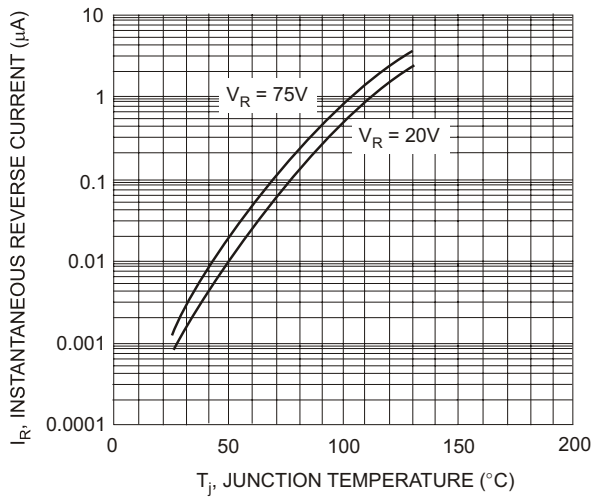


Fig. 3, Typical Reverse Characteristics



TM

Micro Commercial Components

### Ordering Information :

Device	Packing
Part Number-TP	Tape&Reel: 3Kpcs/Reel

#### \*\*\*IMPORTANT NOTICE\*\*\*

**Micro Commercial Components Corp.** reserves the right to make changes without further notice to any product herein to make corrections, modifications , enhancements , improvements , or other changes . **Micro Commercial Components Corp .** does not assume any liability arising out of the application or use of any product described herein; neither does it convey any license under its patent rights ,nor the rights of others . The user of products in such applications shall assume all risks of such use and will agree to hold **Micro Commercial Components Corp .** and all the companies whose products are represented on our website, harmless against all damages.

#### \*\*\*LIFE SUPPORT\*\*\*

MCC's products are not authorized for use as critical components in life support devices or systems without the express written approval of Micro Commercial Components Corporation.

#### \*\*\*CUSTOMER AWARENESS\*\*\*

Counterfeiting of semiconductor parts is a growing problem in the industry. Micro Commercial Components (MCC) is taking strong measures to protect ourselves and our customers from the proliferation of counterfeit parts. MCC strongly encourages customers to purchase MCC parts either directly from MCC or from Authorized MCC Distributors who are listed by country on our web page cited below. Products customers buy either from MCC directly or from Authorized MCC Distributors are genuine parts, have full traceability, meet MCC's quality standards for handling and storage. **MCC will not provide any warranty coverage or other assistance for parts bought from Unauthorized Sources.** MCC is committed to combat this global problem and encourage our customers to do their part in stopping this practice by buying direct or from authorized distributors.

[www.mccsemi.com](http://www.mccsemi.com)