

PLEASE CHECK WWW.MOLEX.COM FOR LATEST PART INFORMATION

Part Number: [0850481586](#)
Status: **Active**
Overview: [din_41612](#)
Description: 2.54mm (.100") Pitch DIN 41612/IEC 603-2 Mixed Layout Connector, Through Hole, Vertical, Female Style M, 52 Circuits

Documents:

[Drawing \(PDF\)](#) [RoHS Certificate of Compliance \(PDF\)](#)

Agency Certification

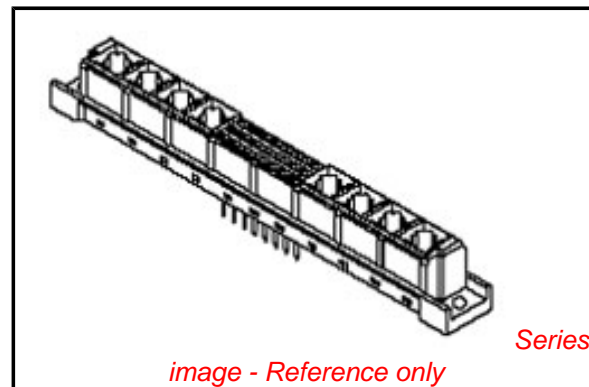
CSA LR19980
 UL E29179

General

Product Family Backplane Connectors
 Series [85048](#)
 Application Daughtercard
 Comments Mixed Layout
 Component Type PCB Receptacle
 Overview [din_41612](#)
 Product Name IEC 603-2/DIN 41612
 Style M

Physical

Circuits (Loaded) 52
 Circuits (maximum) 78
 Circuits Detail Rows A & C
 Durability (mating cycles max) 500
 First Mate / Last Break No
 Flammability 94V-0
 Guide to Mating Part No
 Keying to Mating Part Yes
 Material - Metal Copper Alloy
 Material - Plating Mating Gold
 Material - Plating Termination Tin
 Number of Columns 26
 Number of Pairs Open Pin Field
 Number of Rows 3
 Orientation Vertical
 PC Tail Length (in) 0.177 In
 PC Tail Length (mm) 4.50 mm
 PCB Locator No
 PCB Retention Yes
 Packaging Type Carton
 Pitch - Mating Interface (in) 0.100 In
 Pitch - Mating Interface (mm) 2.54 mm
 Pitch - Term. Interface (in) 0.100 In
 Pitch - Term. Interface (mm) 2.54 mm
 Plating min: Mating (µin) 39.37
 Plating min: Mating (µm) 1.00
 Polarized to PCB Yes
 Stackable No
 Surface Mount Compatible (SMC) No
 Temperature Range - Operating -55°C to +125°C
 Termination Interface: Style Through Hole



EU RoHS

China RoHS

Compliance Status

Not Reviewed

REACH SVHC

Not Reviewed

Halogen-Free

Status

Not Reviewed

Need more information on product environmental compliance?

Email productcompliance@molex.com
 For a multiple part number RoHS Certificate of Compliance, [click here](#)

Please visit the [Contact Us](#) section for any non-product compliance questions.

Search Parts in this Series

[85048Series](#)

Mates With

DIN 41612/EIC 603-2 Mixed Layout Connector [85009](#) , [85017](#)

Electrical

Current - Maximum per Contact	2.5A
Data Rate	622.0 Mbps
Voltage - Maximum	250V AC (RMS)

Material Info

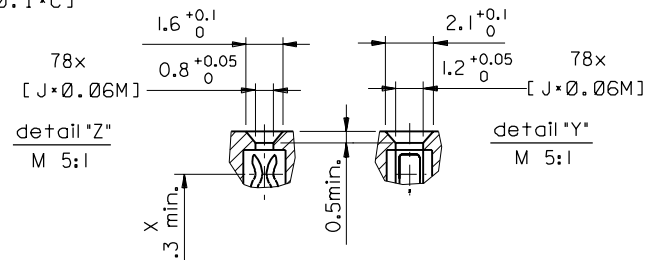
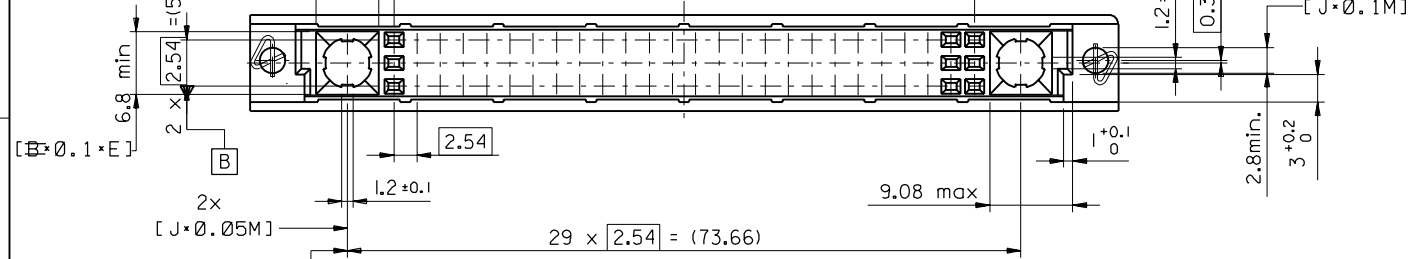
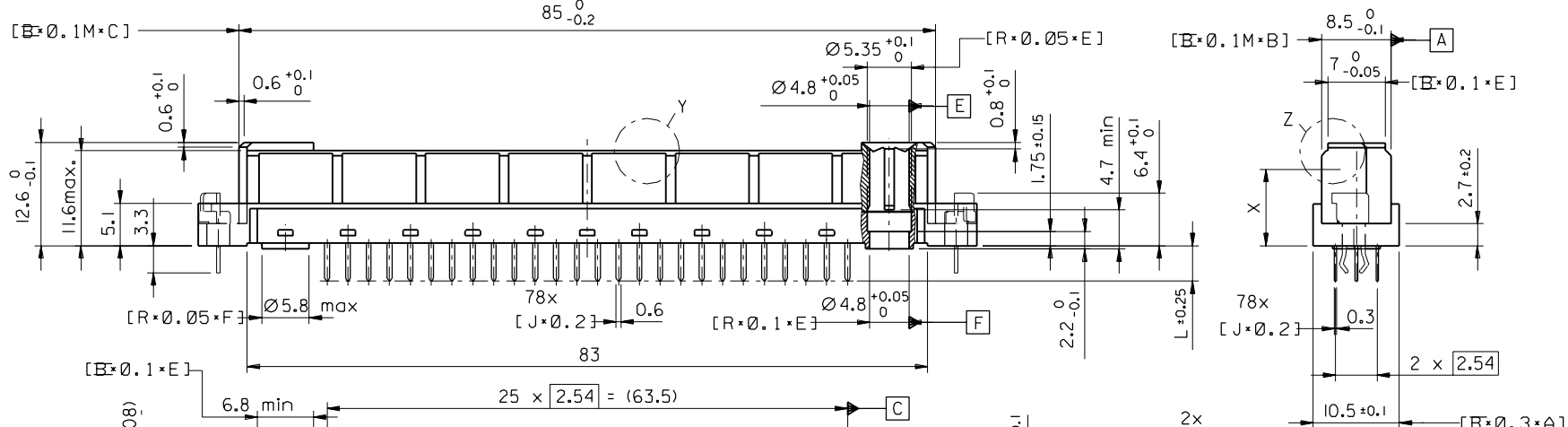
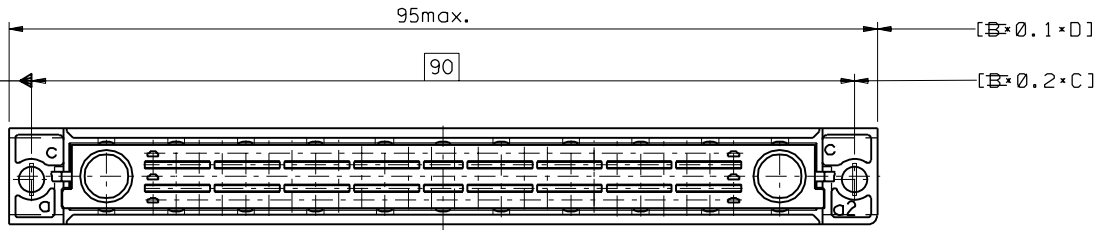
Old Part Number	85048-1856
-----------------	------------

Reference - Drawing Numbers

Packaging Specification	PK-85048-001
Sales Drawing	SD-85048-0001, SD-85048-1586

This document was generated on 05/17/2010

PLEASE CHECK WWW.MOLEX.COM FOR LATEST PART INFORMATION



FIRST ANGLE PROJECTION		REVISE ONLY ON CAD SYSTEM		SH.	REV.
UNLESS OTHERWISE SPECIFIED TOLERANCES: ANGULAR ±2°		DRWG BY	SIGN	CAD/CAM PROJECT NAME	
3 PLACE ±		KN		85048000	
2 PLACE ±		CHK'D BY	SIGN	THIS DRAWING CONTAINS INFORMATION THAT IS PROPRIETARY TO MOLEX INC. & SHOULD NOT BE USED WITHOUT WRITTEN PERMISSION	
1 PLACE ±		Ca		611	
DRAFT WHERE APPLICABLE MUST REMAIN WITHIN DIMENSIONS		APP'D BY	SIGN	TITLE	
DESIGN DIMENSION <input checked="" type="checkbox"/> MM		JB		78 pol. Federleiste	
EQUIVALENT DIMENSION <input type="checkbox"/> IN.		SCALE		78 pos. female connector	
IF TWO DIMENSIONS ARE SHOWN THE UPPER IS THE DESIGN DIMENSION, LOWER IS SECONDARY		2:1		DIN 41612, style M	
ECN 2478 first release		MOLEX EUROPE		SHEET NO.	DATE
LTR REVISIONS		MOLLEX		1 OF 2	97/04/11
FOR PREVIOUS REVISIONS SEE MRI LIST		PART NO.		DWG NO.	
		SD-85048-0001		SIZE	
				B	

