

THYRISTOR(Surface Mount Device/Non-isolated)

SMG2D60D

(Sensitive Gate)

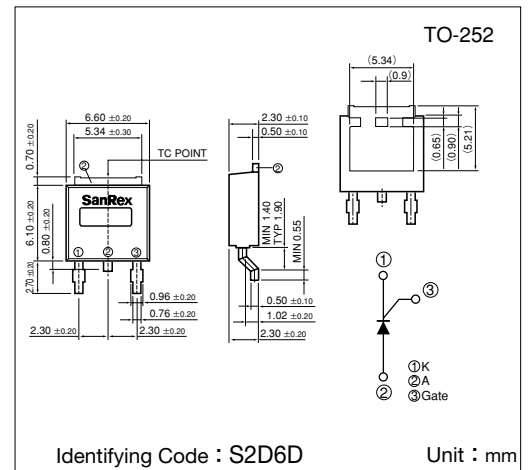
SanRex Thyristor SMG2D60D is designed for full wave AC control applications. It can be used as an ON/OFF function or for phase control operation.

Typical Applications

- Home Appliances : Electric Blankets, Starter for FL, other control applications
- Industrial Use : SMPS, Solenoid for Breakers, Motor Controls, Heater Controls, other control applications

Features

- $I_{T(AV)}=2A$
- High Surge Current
- Low Voltage Drop
- Lead-Free Package



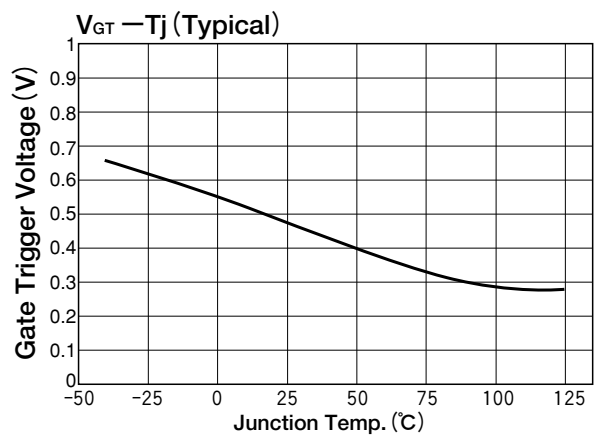
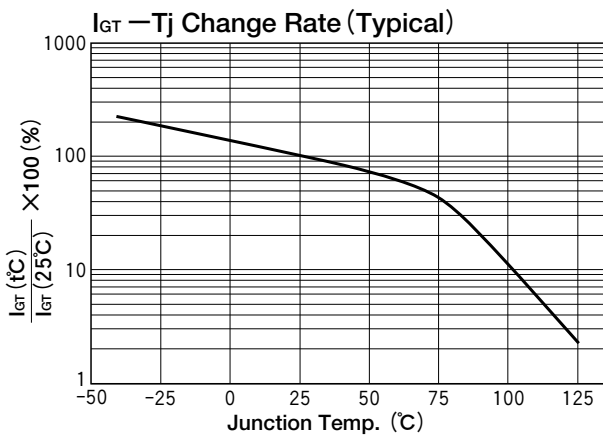
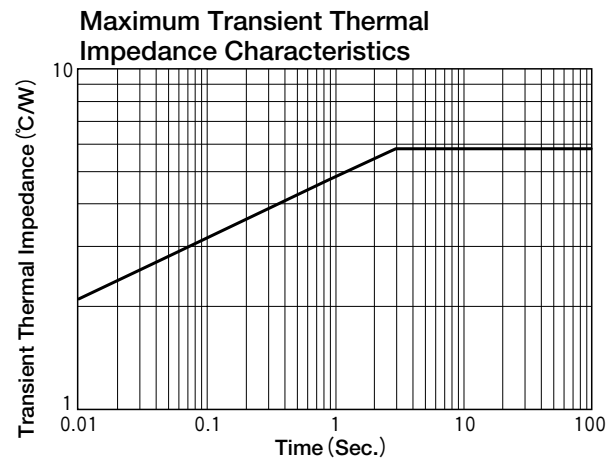
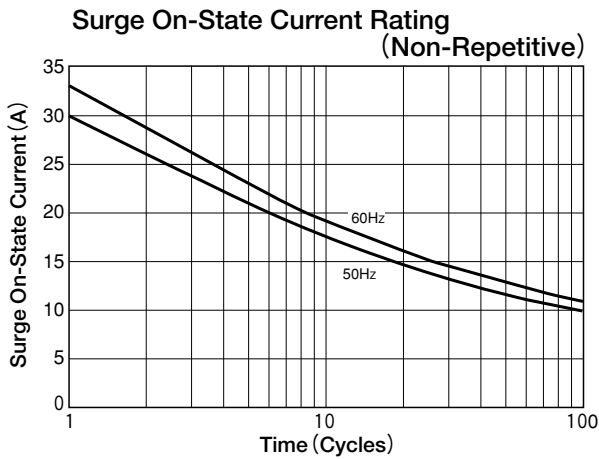
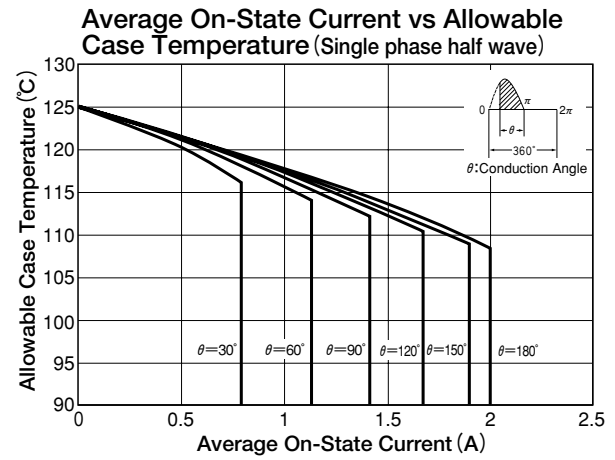
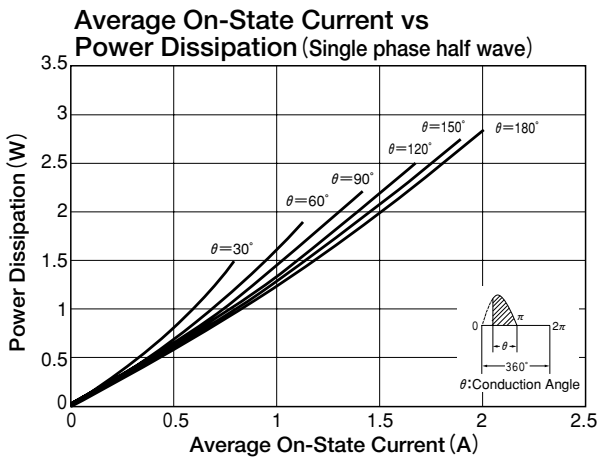
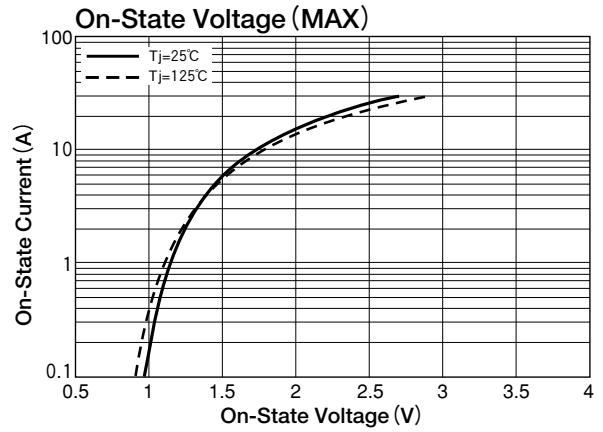
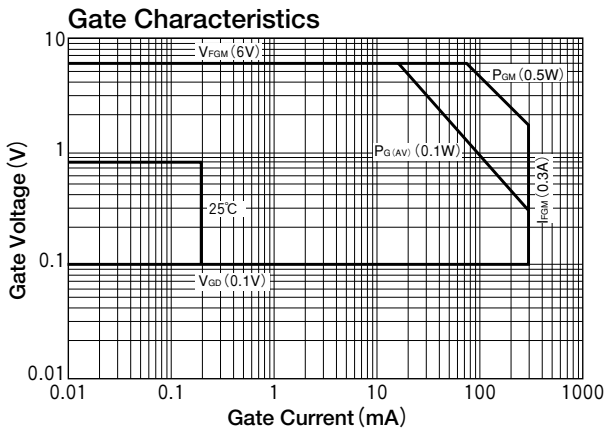
Maximum Ratings

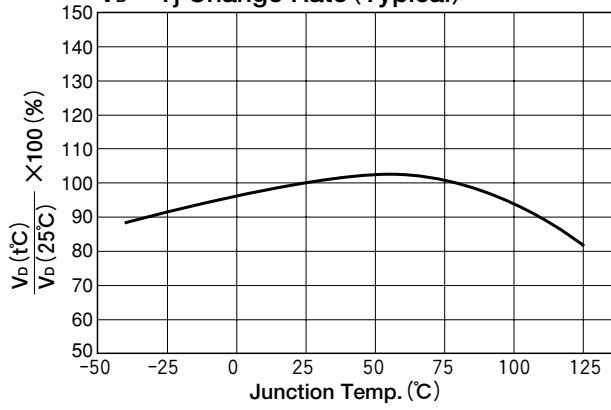
($T_j=25^\circ\text{C}$ unless otherwise specified)

| Symbol | Item | Reference | Ratings | Unit |
|--------------|-------------------------------------|--|-----------------|----------------------|
| V_{RRM} | Repetitive Peak Reverse Voltage | | 600 | V |
| V_{RSM} | Non-Repetitive Peak Reverse Voltage | | 720 | V |
| V_{DRM} | Repetitive Peak Off-State Voltage | | 600 | V |
| $I_{T(AV)}$ | Average On-State Current | Single phase, half wave, 180° , conduction, $T_c=108^\circ\text{C}$ | 2 | A |
| $I_{T(RMS)}$ | R.M.S. On-State Current | Single phase, half wave, 180° , conduction, $T_c=108^\circ\text{C}$ | 3.1 | A |
| I_{TSM} | Surge On-State Current | 50Hz/60Hz, $\frac{1}{2}$ cycle Peak value, non-repetitive | 30/33 | A |
| I^2t | I^2t | | 4.5 | A^2S |
| P_{GM} | Peak Gate Power Dissipation | | 0.5 | W |
| $P_{G(AV)}$ | Average Gate Power Dissipation | | 0.1 | W |
| I_{FGM} | Peak Gate Current | | 0.3 | A |
| V_{FGM} | Peak Gate Voltage (Forward) | | 6 | V |
| V_{RGM} | Peak Gate Voltage (Reverse) | | 6 | V |
| T_j | Operating Junction Temperature | | $-40 \sim +125$ | $^\circ\text{C}$ |
| T_{stg} | Storage Temperature | | $-40 \sim +150$ | $^\circ\text{C}$ |
| | Mass | | 0.32 | g |

Electrical Characteristics

| Symbol | Item | Reference | Ratings | | | Unit |
|---------------|-----------------------------------|--|---------|------|------|---------------------------|
| | | | Min. | Typ. | Max. | |
| I_{DRM} | Repetitive Peak Off-State Current | $T_j=125^\circ\text{C}$, $V_D=V_{DRM}$, $R_{GK}=220\ \Omega$ | | | 1 | mA |
| I_{RRM} | Repetitive Peak Reverse Current | $T_j=125^\circ\text{C}$, $V_R=V_{RRM}$, $R_{GK}=220\ \Omega$ | | | 1 | mA |
| V_{TM} | Peak On-State Voltage | $I_T=6A$, Inst. measurement | | | 1.5 | V |
| I_{GT} | Gate Trigger Current | $V_D=6V$, $R_L=10\ \Omega$ | 1 | | 200 | μA |
| V_{GT} | Gate Trigger Voltage | | | | 0.8 | V |
| V_{GD} | Non-Trigger Gate Voltage | $T_j=125^\circ\text{C}$, $V_D=\frac{1}{2}V_{DRM}$, $R_{GK}=220k\ \Omega$ | 0.1 | | | V |
| I_H | Holding Current | $R_{GK}=220\ \Omega$ | | 3.5 | | mA |
| $R_{th(j-c)}$ | Thermal Resistance | Junction to case | | | 5.8 | $^\circ\text{C}/\text{W}$ |



$V_D - T_j$ Change Rate (Typical) **$V_R - T_j$ Change Rate (Typical)**