

INTRODUCTION:

Adam Tech MDJ Series Mini DIN Jacks continue to be a popular, high density, low cost, low profile interconnect solution. Available in a multitude of styles and configurations, they are able to satisfy a broad range of applications. This series offers jacks in 3 thru 9 positions with straight, right angle or panel mounting and offers choice of four different shielding and panel grounding options. Color-coded jacks for port identification are also available. Adam Tech's special contact design offers a high reliability connection with extremely low contact resistance.

FEATURES:

Wide Range of Styles
 Right Angle, Straight and Panel Mount types
 Shielding Options for EMI/RFI suppression
 Color-Coded versions

MATING PLUGS:

All industry standard circular Mini DIN plugs.

SPECIFICATIONS:

Material:

Standard insulator: PBT glass filled, rated UL94V-0
 Optional Hi-Temp insulator: Nylon 6T, rated UL94V-0
 Insulator Color: Black standard, custom colors available
 Contacts: Phosphor Bronze
 Shield: Copper Alloy, Tin Plated

Contact Plating:

Gold over Nickel underplate on contact area, tin over Copper underplate on tails

Electrical:

Operating voltage: 100V AC / 12V DC max.
 Current rating: 1 Amp max. / 2 Amps max
 Contact resistance: 20 mΩ max. initial
 Insulation resistance: 500 MΩ min.
 Dielectric withstanding voltage: 500V AC for 1 minute

Mechanical:

Insertion force: 9.9 lbs max.
 Withdrawal force: 0.8 lbs min
 Mating durability: 5000 cycles min.

Temperature Rating:

Operating temperature: -25°C to +70°C
 Soldering process temperature:
 Standard insulator: 235°C
 Hi-Temp insulator: 260°C

PACKAGING:

Anti-ESD plastic trays

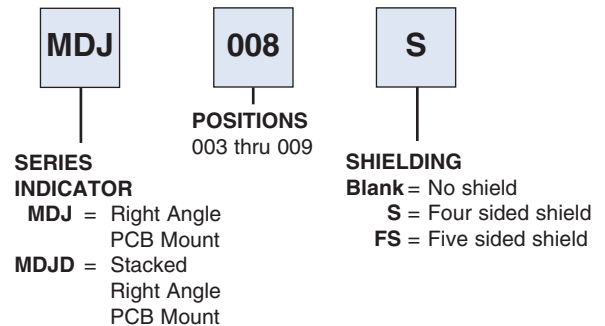
APPROVALS AND CERTIFICATIONS:

UL Recognized File No. E224053
 CSA Certified File No. LR1578596

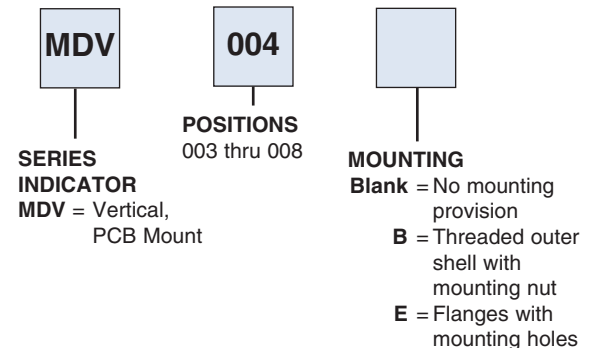


ORDERING INFORMATION

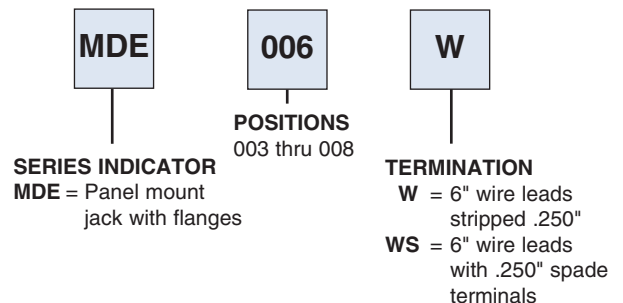
RIGHT ANGLE MOUNT



VERTICAL MOUNT



PANEL MOUNT



OPTIONS:

- Add designator(s) to end of part number
- RT = PC board retention feature. On shielded units, crimped shield legs. On non-shielded units, forked grounding pin.
- PG = Spring panel ground
- PG4 = Four finger panel ground
- HT = Hi-Temp insulator for Hi-Temp soldering processes up to 260°C
- TGBP = Top port color Green / Bottom port color Purple

