



TO-92 Encapsulate Three-terminal Voltage Regulator

CJ79L05 Three-terminal negative voltage regulator

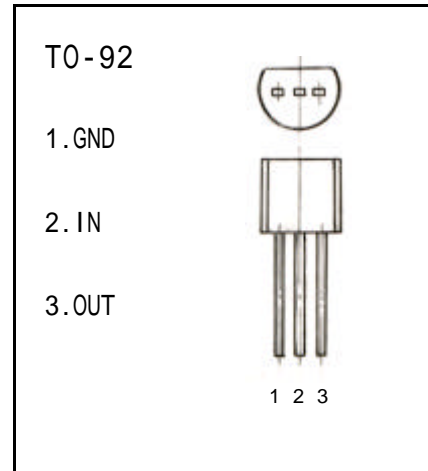
FEATURES

Maximum Output current

$I_{OM}: 0.1\text{ A}$

Output voltage

$V_o: -5\text{ V}$



ABSOLUTE MAXIMUM RATINGS (Operating temperature range applies unless otherwise specified)

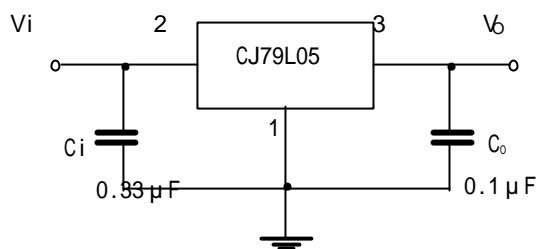
Parameter	Symbol	Value	Unlts
Input Voltage	V_i	-30	V
Operating Junction Temperature Range	T_{OPR}	0—+125	
Storage Temperature Range	T_{STG}	-55—+150	

ELECTRICAL CHARACTERISTICS

($V_i = -10\text{V}, I_o = 40\text{mA}, 0 < T_j < 125$, $C_1 = 0.33\ \mu\text{F}, C_o = 0.1\ \mu\text{F}$, unless otherwise specified)

Parameter	Symbol	Test conditions	MIN	TYP	MAX	UNIT
Output voltage	V_o	$V_i = -10\text{V}, I_o = 40\text{mA}$	-4.8	-5.0	-5.2	V
Load Regulation	$V_o - I_o$	$V_i = -10\text{V}, I_o = 1\text{mA} \sim 100\text{mA}$		20	60	mV
Line regulation	$V_o - V_i$	$V_i = -7\text{V} \sim -20\text{V}, I_o = 40\text{mA}$		15	150	mV
Quiescent Current	I_q	$V_i = -10\text{V}, I_o = 40\text{mA}$			6	mA
Output Noise Voltage	V_N	10Hz f 100KHz, $V_i = -10\text{V}, I_o = 40\text{mA}$		40		μV
Ripple Rejection	RR	$V_i = -8\text{V} \sim -18\text{V}, I_o = 40\text{mA}, e_i = 1\text{V}_{P-P}, f = 120\text{Hz}$	41	49		dB

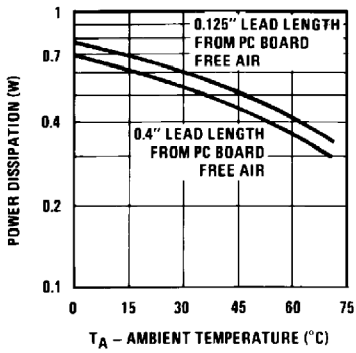
TYPICAL APPLICATION



Typical Characteristics

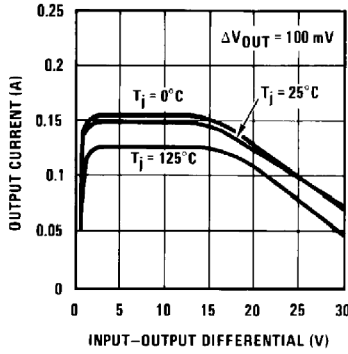
CJ79L05

Maximum Average Power Dissipation (TO-92)



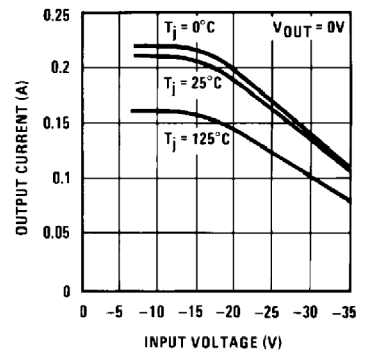
DS007748-11

Peak Output Current



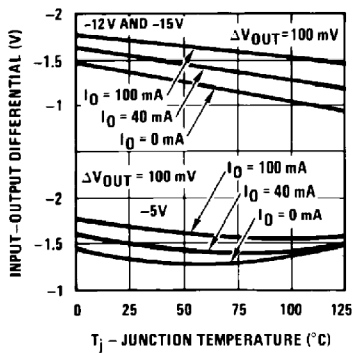
DS007748-12

Short Circuit Output Current



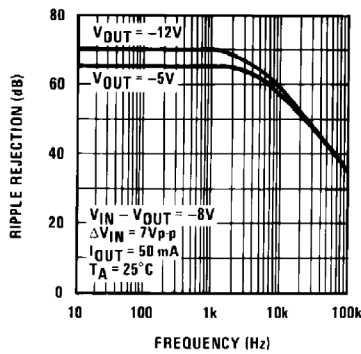
DS007748-13

Dropout Voltage



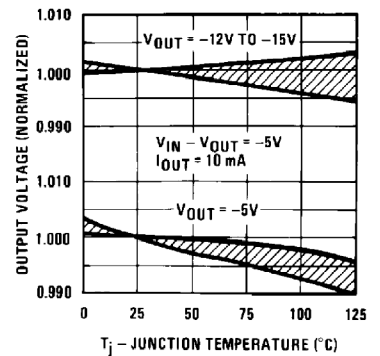
DS007748-14

Ripple Rejection



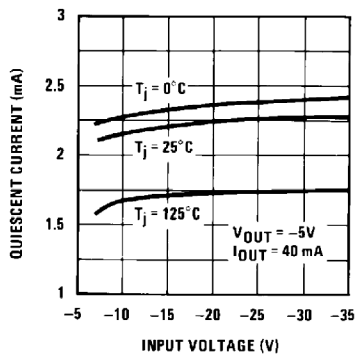
DS007748-15

Output Voltage vs. Temperature (Normalized to 1V @ 25°C)



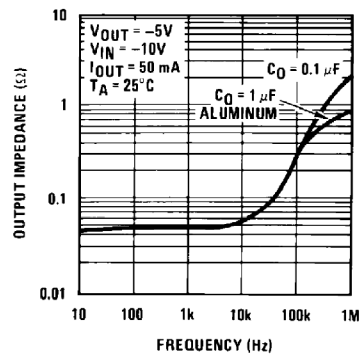
DS007748-16

Quiescent Current



DS007748-17

Output Impedance



DS007748-18

TO-92 PACKAGE OUTLINE DIMENSIONS



Symbol	Dimensions In Millimeters		Dimensions In Inches	
	Min	Max	Min	Max
A	3.300	3.700	0.130	0.146
A1	1.100	1.400	0.043	0.055
b	0.380	0.550	0.015	0.022
c	0.360	0.510	0.014	0.020
D	4.400	4.700	0.173	0.185
D1	3.430		0.135	
E	4.300	4.700	0.169	0.185
e	1.270TYP		0.050TYP	
e1	2.440	2.640	0.096	0.104
L	14.100	14.500	0.555	0.571
Ö		1.600		0.063
↓	0.000	0.380	0.000	0.015