



ECM Surface Mount Oscillator



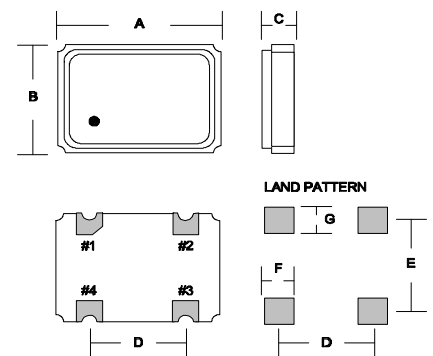
ECX05 Series

- Surface Mount
- TTL and CMOS Compatible
- 3.3V Option
- Output Enable Standard
- Low Power Consumption



Parameter	ECX05		
Frequency Range	1.50MHz to 125.0MHz		
	ECX05-T	ECX05-C	ECX05-L
Frequency Stability	(A) +/-25ppm (B) +/-50ppm (C) +/-100ppm		
Supply Voltage	+5V	+5V	+3.3V
Supply Current			
1.0 to 9.99MHz	15mA	10mA	7mA
10.0 to 19.99MHz	20mA	15mA	7mA
20.0 to 31.99MHz	30mA	25mA	12mA
32.0 to 49.99MHz	40mA	35mA	20mA
50.0 to 79.99MHz	50mA	50mA	25mA
80.0 to 90.99MHz	60mA	60mA	30mA
100 to 125.0MHz	80mA	80mA	40mA
Load	10TTL	15pF	15pF
Duty Cycle	45 - 55	45 - 55	45 - 55
Rise & Fall Times			
1.00 to 9.99MHz	15nS	15nS	20nS
10.0 to 19.99MHz	15nS	15nS	15nS
20.0 to 31.99MHz	8nS	10nS	10nS
32.0 to 49.99MHz	5nS	6nS	10nS
50.0 to 79.99MHz	5nS	5nS	8nS
80.0 to 90.99MHz	5nS	5nS	5nS
100 to 125.0MHz	4nS	4nS	4nS
Operating Temp	0°C to + 70°C		
Start-up Times			
1.00 to 20.0MHz	15mS	15mS	20mS
20.01 to 32.0MHz	15mS	15mS	20mS
32.01 to 50.0MHz	10mS	10mS	15mS
50.01 to 125MHz	10mS	10mS	10mS

Environmental & Mechanical	
Mechanical Shock	Mil STD 202 Method 213 Cond E
Thermal Shock	Mil STD 883 Method 1011 Cond A
Vibration	MIL-STD-883 Method 2007 Cond A
Soldering Condition	230°C for 10s max
Hermetic Seal	Leak rate less than 5×10^{-8} Atm.cc/s of helium



Pin	1	2	3	4
Function	E/D	GND	O/P	VDD

Part numbering ECX05 T 19.00 B

Type _____

Version _____

Frequency _____

Stability _____

A	B	C	D	E	F	G
7.70	5.00	1.60	5.08	4.20	1.80	1.20

ECM Electronics Limited, Penmaen House, Ashington, West Sussex, RH20 3JR, UK
 Tel: +44(0)1903 892810: Fax: +44(0)1903 892738. Email: ecm@ecmelectronics.co.uk

Although we have attempted to accurately reflect the products we market. ECM reserve the right without prior notice to discontinue any product or make design changes we believe necessary.