

Microsemi Corp.
The diode experts

SANTA ANA, CA
For more information call:
(714) 979-8220



**JAN 1N645-1
thru
JAN 1N649-1**



FEATURES

- MICROMINIATURE PACKAGE
- VOIDLESS HERMETICALLY SEALED GLASS PACKAGE
- TRIPLE LAYER PASSIVATION
- METALLURGICALLY BONDED
- STANDARD RECOVERY
- PIV TO 600 VOLTS
- JANS/TX/TXV TYPES AVAILABLE PER MIL-S-19500/240

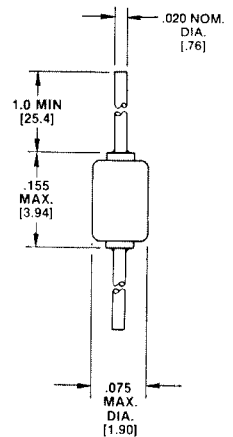
MAXIMUM RATINGS

Operating Temperature: -65°C to +150°C
Storage Temperature: -65°C to +200°C
Surge Current: 5 A (8.3 msec.)

ELECTRICAL CHARACTERISTICS

TYPE	PEAK INVERSE VOLTAGE (MIN.) PIV	BREAKDOWN VOLTAGE (MIN.) B_V @ 100 μ A	AVERAGE RECTIFIED CURRENT I_o		FORWARD VOLTAGE DROP (MAX.) V_F	REVERSE CURRENT (MAX.) I_R @ PIV		SURGE CURRENT (MAX.) (NOTE 1) I_F (surge)	JUNCTION CAPACITANCE (MAX.) C @ -4V
			AMPS			μ A			
			VOLTS	VOLTS		25°C	150°C		
JAN 1N645-1	225	270	.4	.15	1.0V	.05	25	5	20
JAN 1N647-1	400	480	.4	.15	MAX. @	.05	25	5	20
JAN 1N649-1	600	720	.4	.15	400mAdc (pulsed)	.05	25	5	20

NOTE 1: $T_A = 150^\circ\text{C}$, $I_o = 150\text{mAdc}$, 10 - 8.3 msec surges.



**FIGURE 1
PACKAGE C**

MECHANICAL CHARACTERISTICS

Case: Hermetically sealed glass case.
Lead Material: Tinned copper.
Marking: Body painted, alpha numeric.
Polarity: Cathode band.

1N645-1 thru 1N649-1

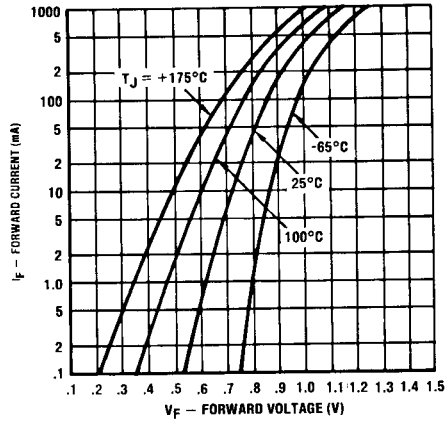


FIGURE 2
FORWARD VOLTAGE vs. FORWARD CURRENT

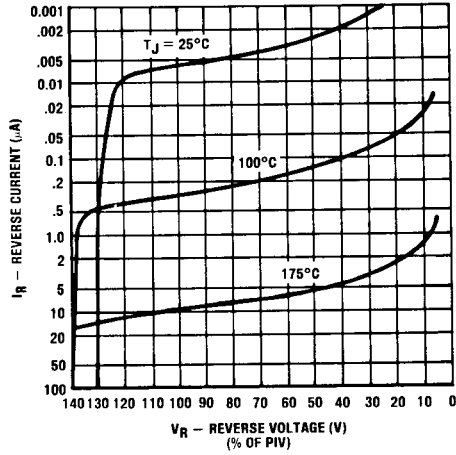


FIGURE 3
REVERSE VOLTAGE vs. REVERSE CURRENT