

**PLEASE CHECK WWW.MOLEX.COM FOR LATEST PART INFORMATION**

**Part Number:** [0022124172](#)  
**Status:** **Active**  
**Overview:** [kk](#)  
**Description:** 2.54mm (.100") Pitch KK® Wire-to-Board Header, Right Angle, with Friction Lock, 17 Circuits

**Documents:**

[3D Model](#) [Product Specification PS-99020-0088 \(PDF\)](#)  
[Drawing \(PDF\)](#) [RoHS Certificate of Compliance \(PDF\)](#)

**Agency Certification**

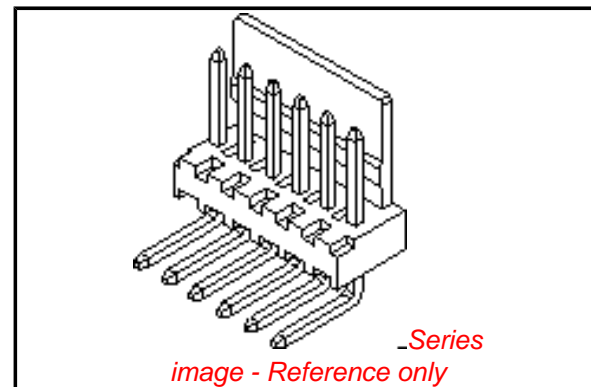
CSA LR19980  
 UL E29179

**General**

Product Family PCB Headers  
 Series [7395](#)  
 Application Wire-to-Board  
 Overview [kk](#)  
 Product Name KK®

**Physical**

Breakaway No  
 Circuits (Loaded) 17  
 Circuits (maximum) 17  
 Color - Resin Natural (White)  
 Durability (mating cycles max) 100  
 First Mate / Last Break No  
 Flammability 94V-0  
 Glow-Wire Compliant No  
 Guide to Mating Part No  
 Keying to Mating Part None  
 Lock to Mating Part Yes  
 Material - Metal Brass  
 Material - Plating Mating Gold  
 Material - Plating Termination Gold  
 Material - Resin Nylon  
 Number of Rows 1  
 Orientation Right Angle  
 PC Tail Length (in) 0.150 In  
 PC Tail Length (mm) 3.80 mm  
 PCB Locator No  
 PCB Retention None  
 PCB Thickness Recommended (in) 0.062 In  
 PCB Thickness Recommended (mm) 1.60 mm  
 Packaging Type Bag  
 Pitch - Mating Interface (in) 0.100 In  
 Pitch - Mating Interface (mm) 2.54 mm  
 Plating min: Mating (µin) 20  
 Plating min: Mating (µm) 0.5  
 Plating min: Termination (µin) 20  
 Plating min: Termination (µm) 0.5  
 Polarized to PCB Yes  
 Shrouded Partial  
 Stackable No  
 Temperature Range - Operating 0°C to +75°C



**EU RoHS**

**ELV and RoHS Compliant**  
**REACH SVHC**  
 Not Reviewed  
**Halogen-Free Status**

**China RoHS**



**Need more information on product environmental compliance?**

Email [productcompliance@molex.com](mailto:productcompliance@molex.com)  
 For a multiple part number RoHS Certificate of Compliance, [click here](#)

Please visit the [Contact Us](#) section for any non-product compliance questions.

**Search Parts in this Series**

[7395Series](#)

**Mates With**

[2695](#) KK® Crimp Terminal Housing. [6471](#) KK® Crimp Terminal Housing. [7720](#) KK® IDT Double Cantilever

Termination Interface: Style

Through Hole

**Electrical**

Current - Maximum per Contact

4A

Voltage - Maximum

250V

**Solder Process Data**

Lead-free Process Capability

Wave Capable (TH only)

**Material Info**

Old Part Number

739517BG

**Reference - Drawing Numbers**

Packaging Specification

PK-7478-001

Product Specification

PS-99020-0088

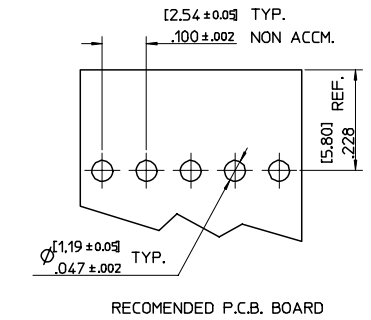
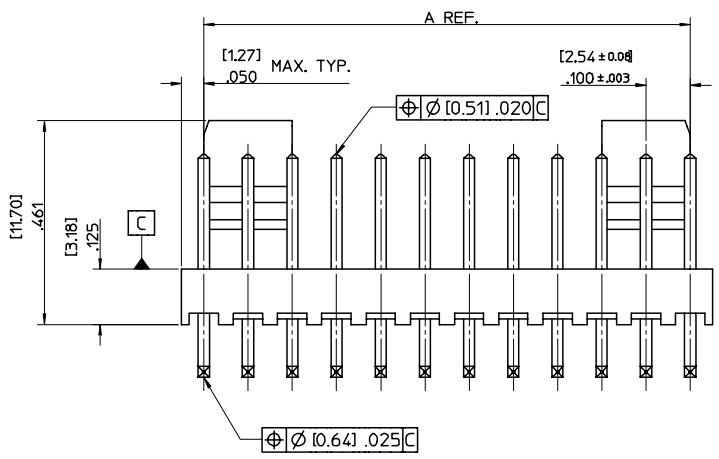
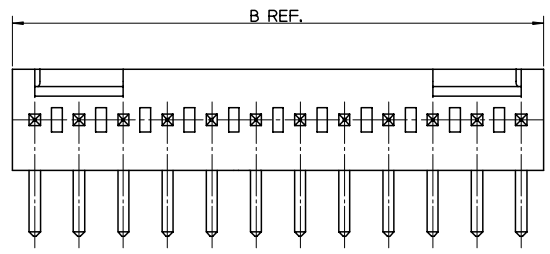
Sales Drawing

SD-7395-001

This document was generated on 05/24/2010

**PLEASE CHECK [WWW.MOLEX.COM](http://WWW.MOLEX.COM) FOR LATEST PART INFORMATION**

13 12 11 10 9 8 7 6 5 4 3 2 1



AE-7395-N B

NO. OF CCTS. \_\_\_\_\_  
 PLATING TYPE  
 BLANK: TIN  
 G: GOLD

NO. OF CCTS	DIM. A	DIM. B	PIN FINISH: [0.005]/0.0002 MIN. TIN OVER [0.003]/0.0001 MIN. COPPER		PIN FINISH: [0.0005]/0.00002 MIN. GOLD OVER [0.0008]/0.00003 MIN. NICKEL	
			ENG. NO.	PART NO.	ENG. NO.	PART NO.
2	2.54/100	5.08/200	AE-7395-2B	22-05-7028	AE-7395-2BG	22-12-4022
3	5.08/200	7.62/300	AE-7395-3B	22-05-7038	AE-7395-3BG	22-12-4032
4	7.62/300	10.16/400	AE-7395-4B	22-05-7048	AE-7395-4BG	22-12-4042
5	10.16/400	12.70/500	AE-7395-5B	22-05-7058	AE-7395-5BG	22-12-4052
6	12.70/500	15.24/600	AE-7395-6B	22-05-7068	AE-7395-6BG	22-12-4062
7	15.24/600	17.78/700	AE-7395-7B	22-05-7078	AE-7395-7BG	22-12-4072
8	17.78/700	20.32/800	AE-7395-8B	22-05-7088	AE-7395-8BG	22-12-4082
9	20.32/800	22.86/900	AE-7395-9B	22-05-7098	AE-7395-9BG	22-12-4092
10	22.86/900	25.40/1000	AE-7395-10B	22-05-7108	AE-7395-10BG	22-12-4102
11	25.40/1000	27.94/1100	AE-7395-11B	22-05-7118	AE-7395-11BG	22-12-4112
12	27.94/1100	30.48/1200	AE-7395-12B	22-05-7128	AE-7395-12BG	22-12-4122
13	30.48/1200	33.02/1300	AE-7395-13B	22-05-7138	AE-7395-13BG	22-12-4132
14	33.02/1300	35.56/1400	AE-7395-14B	22-05-7148	AE-7395-14BG	22-12-4142
15	35.56/1400	38.10/1500	AE-7395-15B	22-05-7158	AE-7395-15BG	22-12-4152
16	38.10/1500	40.64/1600	AE-7395-16B	22-05-7168	AE-7395-16BG	22-12-4162
17	40.64/1600	43.18/1700	AE-7395-17B	22-05-7178	AE-7395-17BG	22-12-4172
18	43.18/1700	45.72/1800	AE-7395-18B	22-05-7188	AE-7395-18BG	22-12-4182
19	45.72/1800	48.26/1900	AE-7395-19B	22-05-7198	AE-7395-19BG	22-12-4192
20	48.26/1900	50.80/2000	AE-7395-20B	22-05-7208	AE-7395-20BG	22-12-4202

- NOTES:-
- MATERIALS:  
 WAFER: NYLON 6/6, UL 94, V-0, NATURAL COLOUR  
 PIN: [0.64]/0.25 SQUARE HARD DRAWN BRASS  
 FINISH: SEE CHART
  - PIN SOLDERABILITY PER MOLEX SPECIFICATION NUMBER 152
  - PIN PUSH OUT FORCE [0.907 KG]/2.0 LBS MIN.
  - PARTS TO BE FLAT WITHIN [0.13]/0.005 IN/IN
  - WAFERS STACKABLE END TO END

ORIGINAL RELEASE E.C. NO. E2005-1071 DRAWN: JDENNEHY 2005/06/20 CHKD: GMCWEENEY 2005/06/20 APPR: JDENNEHY 2005/07/07	QUALITY SYMBOLS ▽=0 ▽=0	GENERAL TOLERANCES (UNLESS SPECIFIED) mm INCH		DIMENSION STYLE MM ONLY	SCALE 5:1	DESIGN UNITS METRIC	THIRD ANGLE PROJECTION	
		4 PLACES ± --- ± --- 3 PLACES ± --- ± .010 2 PLACES ± 0.25 ± .015 1 PLACE ± 0.38 ± --- ANGULAR ± 2 °	DRAWN BY DATE JDENNEHY 2005/05/13	CHECKED BY DATE GMCWEENEY 2005/05/27	TITLE WAFER, R/A FRICTION LOCK (2.54)/.100 CENTERS (0.64)/.025 SQ. PIN			
		DRAFT WHERE APPLICABLE MUST REMAIN WITHIN DIMENSIONS	APPROVED BY DATE JDENNEHY 2005/05/27	MATERIAL NO. SEE CHART	DOCUMENT NO. SD-7395-001	MOLEX INCORPORATED		

13 12 11 10 9 8 7 6 5 4 3 2 1