

PLEASE CHECK WWW.MOLEX.COM FOR LATEST PART INFORMATION

Part Number: [0878330833](#)
Status: **Active**
Overview: milligrid
Description: 2.00mm (.079") Pitch Milli-Grid™ Header, Right Angle, Shrouded, Lead-free, 8 Circuits, 0.38µm (15µ") Gold (Au) Plating, without PCB Locator, with Locking Window, without Center Polarization Slot, Tube

Documents:

[3D Model](#) [Product Specification PS-87831-027 \(PDF\)](#)
[Drawing \(PDF\)](#) [RoHS Certificate of Compliance \(PDF\)](#)

Agency Certification

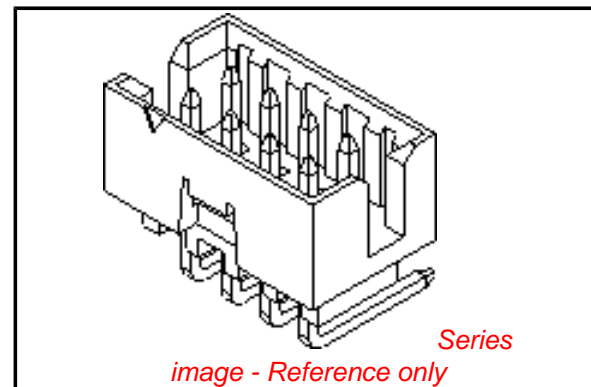
CSA LR19980
 UL E29179

General

Product Family PCB Headers
 Series [87833](#)
 Application Wire-to-Board
 Comments Contact Molex for application in automotive industry
 Overview [milligrid](#)
 Product Name Milli-Grid™

Physical

Breakaway No
 Circuits (Loaded) 8
 Circuits (maximum) 8
 Color - Resin Black
 Durability (mating cycles max) 100
 First Mate / Last Break No
 Flammability 94V-0
 Glow-Wire Compliant No
 Guide to Mating Part No
 Keying to Mating Part None
 Lock to Mating Part Yes
 Material - Metal Phosphor Bronze
 Material - Plating Mating Gold
 Material - Plating Termination Tin
 Material - Resin Nylon
 Number of Rows 2
 Orientation Right Angle
 PC Tail Length (in) 0.085 In
 PC Tail Length (mm) 2.16 mm
 PCB Locator No
 PCB Retention None
 PCB Thickness Recommended (in) 0.062 In
 PCB Thickness Recommended (mm) 1.60 mm
 Packaging Type Tube
 Pitch - Mating Interface (in) 0.079 In
 Pitch - Mating Interface (mm) 2.00 mm
 Pitch - Term. Interface (in) 0.079 In
 Pitch - Term. Interface (mm) 2.00 mm
 Plating min: Mating (µin) 15
 Plating min: Mating (µm) 0.38
 Plating min: Termination (µin) 75
 Plating min: Termination (µm) 1.88



EU RoHS

ELV and RoHS Compliant
REACH SVHC Contains SVHC: No
Halogen-Free Status
Not Reviewed

China RoHS



Need more information on product environmental compliance?

Email productcompliance@molex.com
 For a multiple part number RoHS Certificate of Compliance, [click here](#)

Please visit the [Contact Us](#) section for any non-product compliance questions.

Search Parts in this Series

[87833Series](#)

Mates With

[50394](#) Wire-to-Board Terminals. [51110](#) Wire-to-Board Crimp Housing. [87568](#) Wire-to-Board IDT Housings. [79107](#) Board-to-Board Top Entry Through Hole Receptacle. [79108](#) Board-to-Board FFC/FPC Top Entry Through Hole Receptacle. L

Polarized to Mating Part	Yes
Polarized to PCB	No
Shrouded	Fully
Stackable	No
Surface Mount Compatible (SMC)	Yes
Temperature Range - Operating	-55°C to +105°C
Termination Interface: Style	Through Hole

Electrical

Current - Maximum per Contact	2A
Voltage - Maximum	125V

Solder Process Data

Duration at Max. Process Temperature (seconds)	11
Lead-free Process Capability	SMC & Wave Capable (TH only)
Max. Cycles at Max. Process Temperature	1
Process Temperature max. C	265

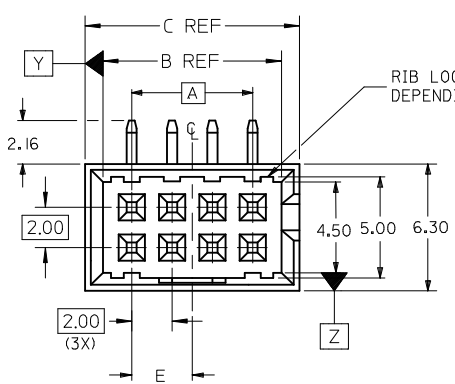
Material Info

Reference - Drawing Numbers

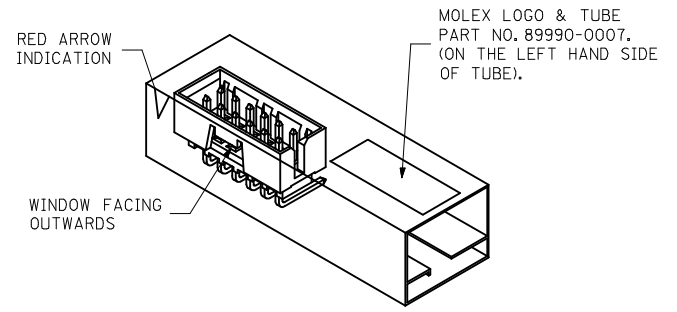
Product Specification	PS-87831-027
Sales Drawing	SD-87833-037

This document was generated on 05/26/2010

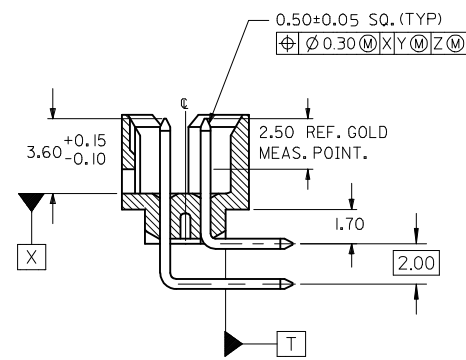
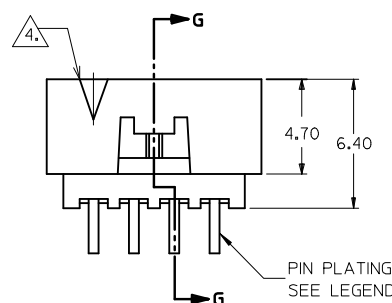
PLEASE CHECK WWW.MOLEX.COM FOR LATEST PART INFORMATION



PART NO.	CKT SIZE	DIMENSION				
		A	B	C	D	E
87833-043*	4	2.00	4.85	6.65	5.00	1.00
87833-063*	6	4.00	6.85	8.65	7.00	2.00
87833-083*	8	6.00	8.85	10.65	9.00	3.00
87833-103*	10	8.00	10.85	12.65	11.00	4.00
87833-123*	12	10.00	12.85	14.65	13.00	5.00



ORIENTATION OF PART IN TUBE.
(FOR THE REFERENCE OF PART/TUBE ASSEMBLY.)



SECTION G-G

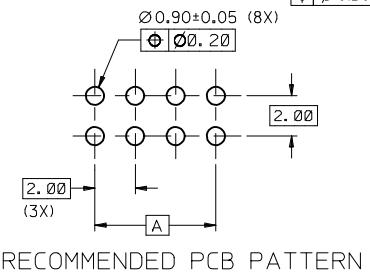
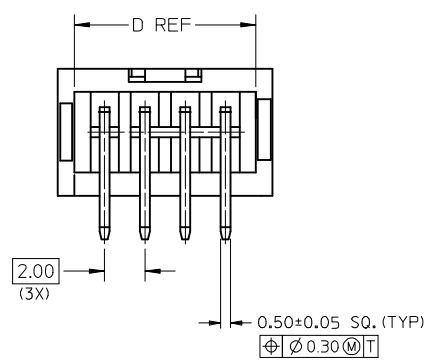
NOTES:

- FOR ILLUSTRATION PURPOSES, 8 CKT. SIZE WAFER IS SHOWN.
- MATERIAL:
HOUSING: 30% GF, NYLON 46
UL 94v-0, COLOR BLACK
PIN : 0.50MM SQ.PHOSPHOR BRONZE
- PIN PUSHOUT FORCE 0.91KG MIN.
- △ CKT 4 & 6 HAS NO IDENTIFICATION TAG.
- PRODUCT SPECIFICATION PS-87831-027 APPLIES.
- THIS HEADER MATES WITH MOLEX:
a) CRIMP RECEPTACLE HOUSING, 51110 SERIES WITH CRIMP TERMINAL, 50394 SERIES.
b) 2MM MILLIGRID DUAL ROW IDT, 87568 SERIES.
- PARTS TO BE PACKED IN TUBE WITH MOISTURE BARRIER BAG.
- NO CENTRE POLARIZATION SLOT FOR CKT 4 AND 6.

PART NUMBER LEGEND

87833 - ** 3 *
CKT SIZE PLATING OPTION

- 3 - 0.38um/15uin GOLD IN CONTACT AREA AND 1.88um/75uin MIN. TIN IN SOLDER TAIL AREA OVER 1.27um/50uin MIN. NICKEL OVERALL.
- 4 - 0.76um/30uin GOLD IN CONTACT AREA AND 1.88um/75uin MIN. TIN IN SOLDER TAIL AREA OVER 1.27um/50uin MIN. NICKEL OVERALL.



ADD IN NOTES NO. 8 EC NO: S2009-0964 DRWN: YMC HONG CHKD: SKANG APPR: M L ONG 2009/07/01 2009/07/08 2009/07/15	QUALITY SYMBOLS	GENERAL TOLERANCES (UNLESS SPECIFIED)	DIMENSION STYLE	SCALE	DESIGN UNITS	THIRD ANGLE PROJECTION	
	▽=0 ∠=0	mm INCH	MM ONLY	NTS	METRIC		
		4 PLACES ± --- ± --- 3 PLACES ± --- ± --- 2 PLACES ± 0.2 ± --- 1 PLACE ± --- ± ---	DRAWN BY ATSEE CHECKED BY KCL ING APPROVED BY SKTOH	DATE 2004/09/08 DATE 2004/09/23 DATE 2004/09/23	TITLE	MGRID, SHROUDED HEADER W/LOCKING FEATURE & SINGLE SIDE SLOT, R/A	
		ANGULAR ± 3 °	MATERIAL NO. SEE TABLE	DOCUMENT NO. SD-87833-037	SHEET NO. 1 OF 1		
	DRAFT WHERE APPLICABLE MUST REMAIN WITHIN DIMENSIONS	THIS DRAWING CONTAINS INFORMATION THAT IS PROPRIETARY TO MOLEX INCORPORATED AND SHOULD NOT BE USED WITHOUT WRITTEN PERMISSION					