


ECS-DSF400.0A-51 SAW FILTER



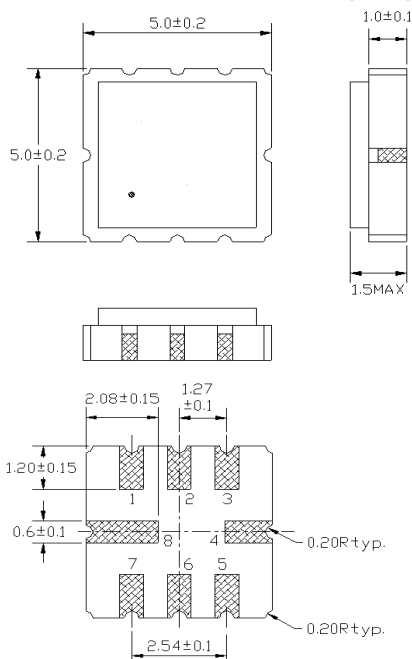
Part Number
ECS-DSF400.0A-51

OPERATING CONDITIONS/ELECTRICAL CHARACTERISTICS

PARAMETERS	CONDITIONS	ECS-D479.5B			Units
		MIN	TYP	MAX	
Center Frequency			400.0		MHz
Insertion Loss				6	dB
Pass Band			± 83		KHz
Ripple Deviation	Pass Band			2.0	dB
Group Delay Ripple				1.0	µsec
Stop Band	50 to 398.5 MHz	35.0			dB
	398.5 to 399.2	20.0			dB
	399.2 to 399.4	10.0			dB
	399.4 to 399.6	7.0			dB
	400.4 to 400.6	7.0			dB
	400.6 to 400.8	10.0			dB
	400.8 to 401.5	20.0			dB
	401.5 to 500	35.0			dB
Terminating Impedance			600Ω / 90 nH		
Operating Temperature		-40		+85	°C
Storage Temperature		-40		+85	°C

Rev 3/02

PACKAGE DIMENSIONS (mm)



Pad Connections	
1	Input
2	Ground
3	Ground
4	Ground
5	Output
6	Ground
7	Coupling
8	Ground

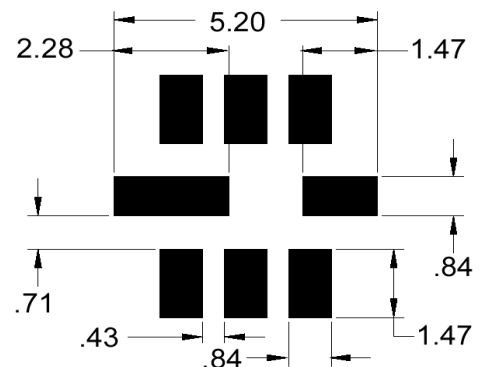


Figure 1) Top, Side, Bottom and End Views

Figure 2) Suggested Land Pattern