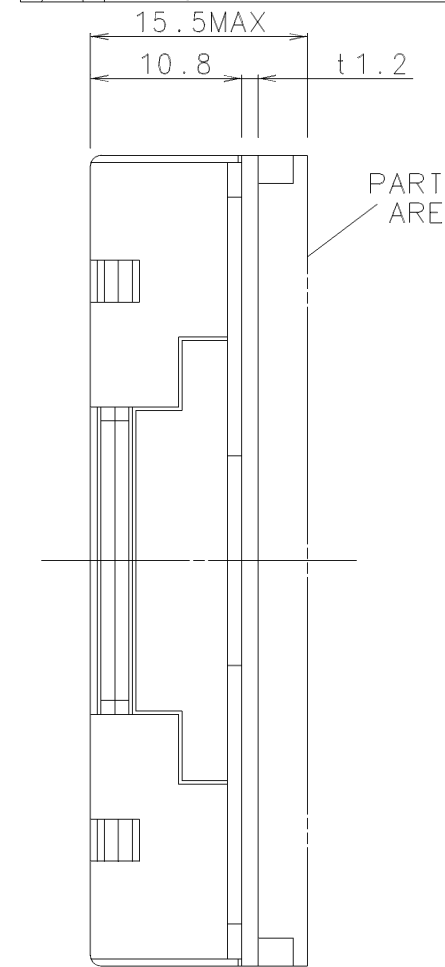
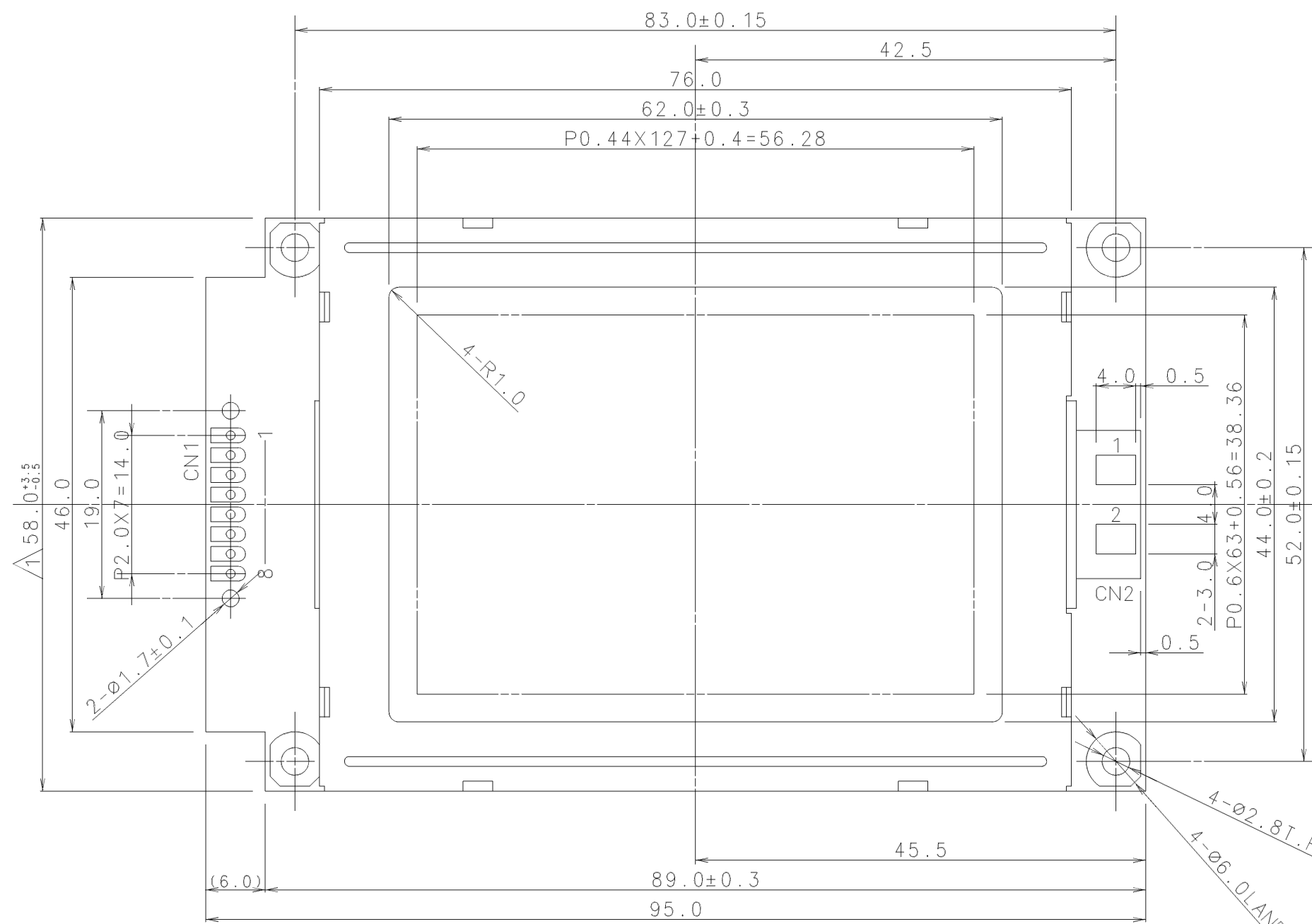
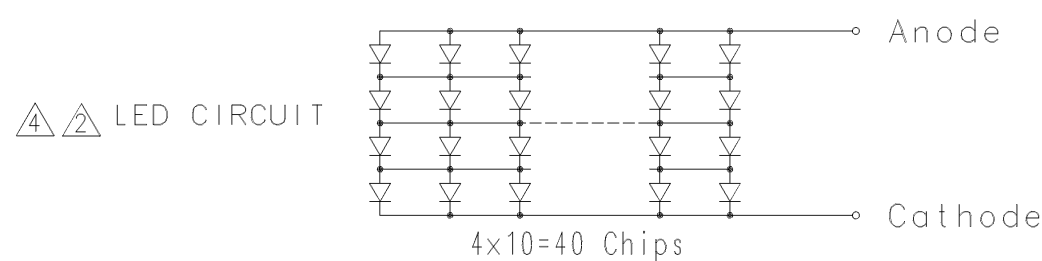
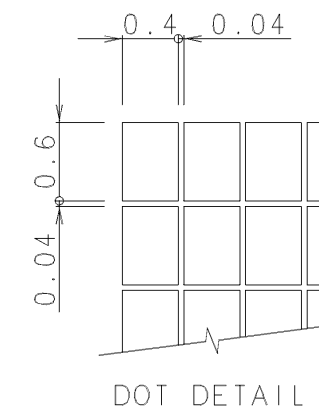
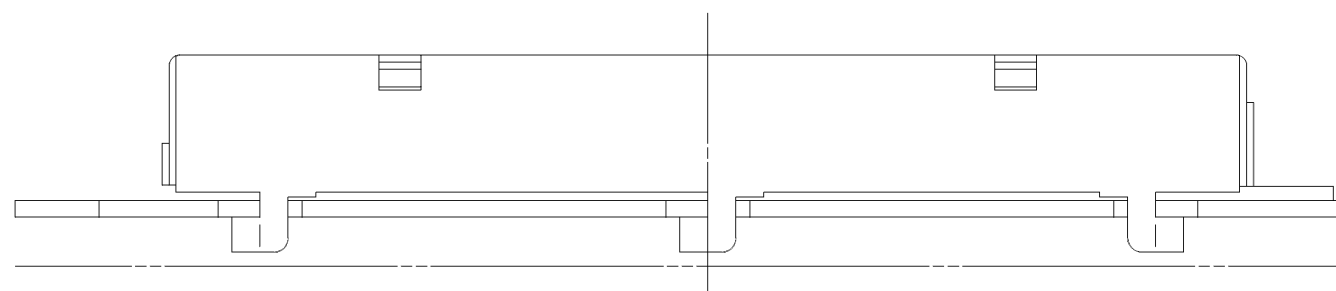




ISSUE	REVISIONS	DRAWN	APPROVED	DATE
1	機種名、寸法公差変更	宮野	S.Kuwabara	JUN.27'93
2	LED結線図追加	宮野	S.Kuwabara	APR.21'93
3	機種名変更	宮野	S.Kuwabara	JUL.30'93
4	英文に変更	宮野	S.Kuwabara	MAR.23'94



PIN ASSIGNMENT	
CN1	
No.	SYMBOL
1	FLM
2	CP1
3	CP2
4	M
5	D1
6	VDD
7	VSS
8	VEE
CN2	
1	LED:A
2	LED:C



MEASURE	TOLERANCE			THIRD ANGLE PROJECTION	DATE	OPTREX CORPORATION
	A	B	C			
L≤16	±0.1	±0.3	±1	UNIT	MAR.23'94	TITLE
16<L≤63	±0.2	±0.5	±1.5	mm	APPROVED	4 DIMENSIONL OUTLINE
63<L≤250	±0.3	±0.8	±2	SCALE	S.Kuwabara	CODE
250<L≤500	±0.5	±1.2	±3	2:1	CHECKED	1 3 DMF-50202N LED Series
500<L	±0.8	±2	±4		H.Morosawa	DWG NO
ANGLE	±1°	±5°	±10°		H.Miyano	UE-34641D