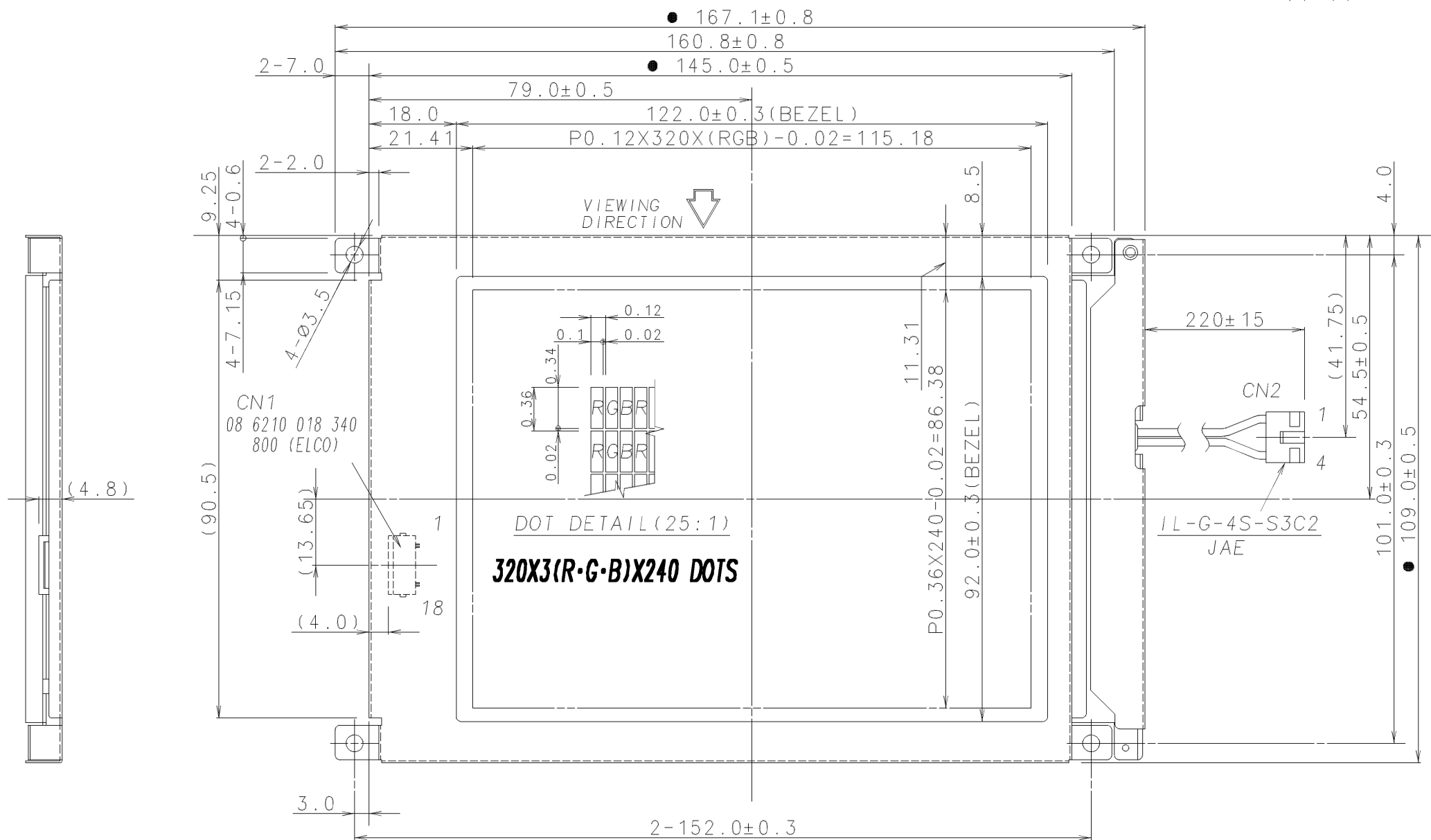




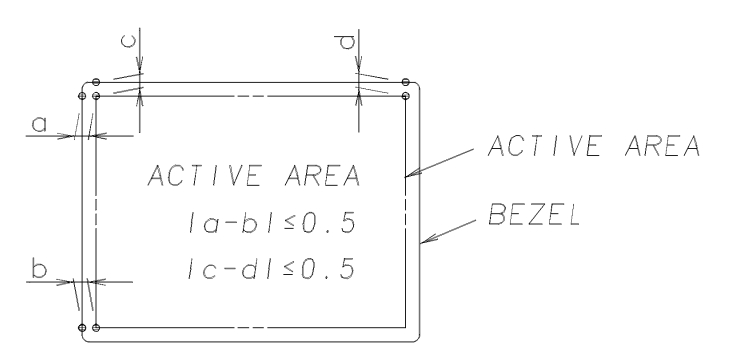
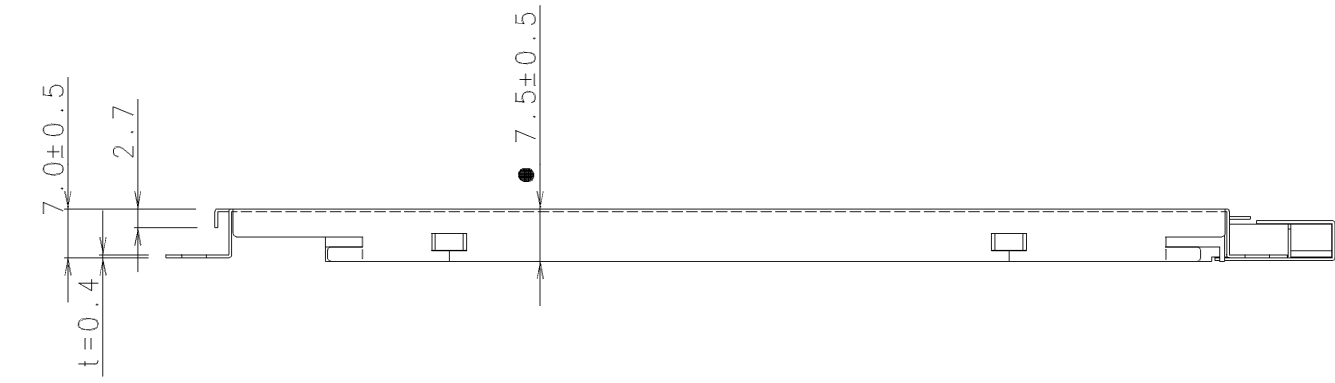
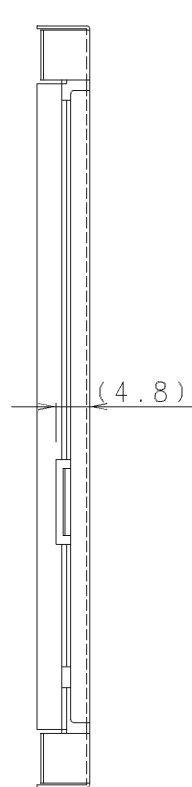
ISSUE	REVISIONS	DRAWN	APPROVED	DATE



PIN ASSIGNMENT

CN1	
No.	SYMBOL
1	D0
2	D1
3	D2
4	D3
5	D4
6	D5
7	D6
8	D7
9	DISPOFF
10	FLM
11	LP
12	CP
13	M
14	VCC1
15	VSS
16	VSS
17	VCC2
18	VADJ

CN2	
No.	SYMBOL
1	CFL HOT
2	N C
3	N C
4	CFL GND



• THE DIMENSIONS WITH THE MARK(●) IS CONTROLLED AS A PARTICULAR CHARACTERISTIC.

TOLERANCE			THIRD ANGLE PROJECTION	DATE Dec. 15'99	OPTREX CORPORATION
MEASURE	A	B			
L ≤ 16	±0.1	±0.3	±1	UNIT mm	TITLE DIMENSIONAL OUTLINE
16 < L ≤ 63	±0.2	±0.5	±1.5	APPROVED H. Morosawa	CODE F-51167 Series
63 < L ≤ 250	±0.3	±0.8	±2	CHECKED S. Kuwabara	DWG NO UE-300830
250 < L ≤ 500	±0.5	±1.2	±3	DRAWN Y. YAMAGUCHI	
500 < L	±0.8	±2	±4		
ANGLE	±1°	±5°	±10°		