

PLEASE CHECK WWW.MOLEX.COM FOR LATEST PART INFORMATION

Part Number: [0022124082](#)
Status: **Active**
Overview: [kk](#)
Description: 2.54mm (.100") Pitch KK® Wire-to-Board Header, Right Angle, with Friction Lock, 8 Circuits

Documents:

[3D Model](#) [Product Specification PS-99020-0088 \(PDF\)](#)
[Drawing \(PDF\)](#) [RoHS Certificate of Compliance \(PDF\)](#)

Agency Certification

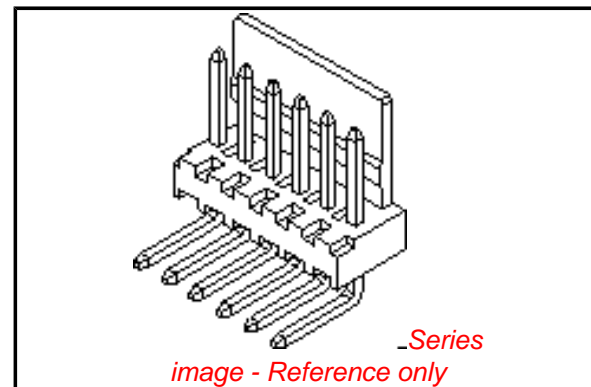
CSA LR19980
 UL E29179

General

Product Family PCB Headers
 Series [7395](#)
 Application Wire-to-Board
 Overview [kk](#)
 Product Name KK®

Physical

Breakaway No
 Circuits (Loaded) 8
 Circuits (maximum) 8
 Color - Resin Natural (White)
 Durability (mating cycles max) 100
 First Mate / Last Break No
 Flammability 94V-0
 Glow-Wire Compliant No
 Guide to Mating Part No
 Keying to Mating Part None
 Lock to Mating Part Yes
 Material - Metal Brass
 Material - Plating Mating Gold
 Material - Plating Termination Gold
 Material - Resin Nylon
 Number of Rows 1
 Orientation Right Angle
 PC Tail Length (in) 0.150 In
 PC Tail Length (mm) 3.80 mm
 PCB Locator No
 PCB Retention None
 PCB Thickness Recommended (in) 0.062 In
 PCB Thickness Recommended (mm) 1.60 mm
 Packaging Type Bag
 Pitch - Mating Interface (in) 0.100 In
 Pitch - Mating Interface (mm) 2.54 mm
 Plating min: Mating (µin) 20
 Plating min: Mating (µm) 0.5
 Plating min: Termination (µin) 20
 Plating min: Termination (µm) 0.5
 Polarized to PCB Yes
 Shrouded Partial
 Stackable No
 Temperature Range - Operating 0°C to +75°C



EU RoHS

ELV and RoHS Compliant
REACH SVHC
 Not Reviewed
Halogen-Free Status

China RoHS



Need more information on product environmental compliance?

Email productcompliance@molex.com
 For a multiple part number RoHS Certificate of Compliance, [click here](#)

Please visit the [Contact Us](#) section for any non-product compliance questions.

Search Parts in this Series

[7395Series](#)

Mates With

[2695](#) KK® Crimp Terminal Housing. [6471](#) KK® Crimp Terminal Housing. [7720](#) KK® IDT Double Cantilever

Termination Interface: Style

Through Hole

Electrical

Current - Maximum per Contact

4A

Voltage - Maximum

250V

Solder Process Data

Lead-free Process Capability

Wave Capable (TH only)

Material Info

Old Part Number

739508BG

Reference - Drawing Numbers

Packaging Specification

PK-7478-001

Product Specification

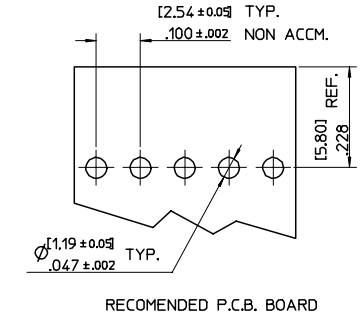
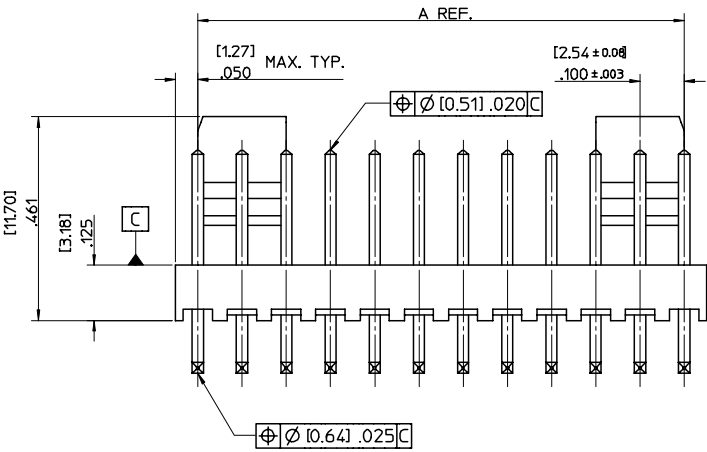
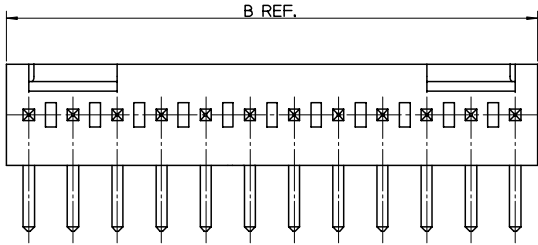
PS-99020-0088

Sales Drawing

SD-7395-001

This document was generated on 05/24/2010

PLEASE CHECK WWW.MOLEX.COM FOR LATEST PART INFORMATION



AE-7395-N B

NO. OF CCTS.

WAFER ASSY. OPTION

PLATING TYPE
BLANK: TIN
G: GOLD

NO. OF CCTS	DIM. A	DIM. B
2	2.54/100	5.08/200
3	5.08/200	7.62/300
4	7.62/300	10.16/400
5	10.16/400	12.70/500
6	12.70/500	15.24/600
7	15.24/600	17.78/700
8	17.78/700	20.32/800
9	20.32/800	22.86/900
10	22.86/900	25.40/1000
11	25.40/1000	27.94/1100
12	27.94/1100	30.48/1200
13	30.48/1200	33.02/1300
14	33.02/1300	35.56/1400
15	35.56/1400	38.10/1500
16	38.10/1500	40.64/1600
17	40.64/1600	43.18/1700
18	43.18/1700	45.72/1800
19	45.72/1800	48.26/1900
20	48.26/1900	50.80/2000

PIN FINISH:
[0.005]/0.0002 MIN. TIN
OVER
[0.003]/0.0001 MIN. COPPER

PIN FINISH:
[0.0005]/0.00002 MIN. GOLD
OVER
[0.0008]/0.00003 MIN. NICKEL

ENG. NO.	PART NO.	ENG. NO.	PART NO.
AE-7395-2B	22-05-7028	AE-7395-2BG	22-12-4022
AE-7395-3B	22-05-7038	AE-7395-3BG	22-12-4032
AE-7395-4B	22-05-7048	AE-7395-4BG	22-12-4042
AE-7395-5B	22-05-7058	AE-7395-5BG	22-12-4052
AE-7395-6B	22-05-7068	AE-7395-6BG	22-12-4062
AE-7395-7B	22-05-7078	AE-7395-7BG	22-12-4072
AE-7395-8B	22-05-7088	AE-7395-8BG	22-12-4082
AE-7395-9B	22-05-7098	AE-7395-9BG	22-12-4092
AE-7395-10B	22-05-7108	AE-7395-10BG	22-12-4102
AE-7395-11B	22-05-7118	AE-7395-11BG	22-12-4112
AE-7395-12B	22-05-7128	AE-7395-12BG	22-12-4122
AE-7395-13B	22-05-7138	AE-7395-13BG	22-12-4132
AE-7395-14B	22-05-7148	AE-7395-14BG	22-12-4142
AE-7395-15B	22-05-7158	AE-7395-15BG	22-12-4152
AE-7395-16B	22-05-7168	AE-7395-16BG	22-12-4162
AE-7395-17B	22-05-7178	AE-7395-17BG	22-12-4172
AE-7395-18B	22-05-7188	AE-7395-18BG	22-12-4182
AE-7395-19B	22-05-7198	AE-7395-19BG	22-12-4192
AE-7395-20B	22-05-7208	AE-7395-20BG	22-12-4202

- NOTES:-
1. MATERIALS:
WAFER: NYLON 6/6, UL 94, V-0, NATURAL COLOUR
PIN: [0.64]/0.25 SQUARE HARD DRAWN BRASS
FINISH: SEE CHART
 2. PIN SOLDERABILITY PER MOLEX SPECIFICATION NUMBER 152
 3. PIN PUSH OUT FORCE [0.907 KG]/2.0 LBS MIN.
 4. PARTS TO BE FLAT WITHIN [0.13]/0.005 IN/IN
 5. WAFERS STACKABLE END TO END

ORIGINAL RELEASE E.C. NO. E2005-1071 DRAWN: JDENEHEY 2005/06/20 CHKD: GMCWEENEY 2005/06/20 APPR: JDENEHEY 2005/07/07 REV DESCRIPTION	QUALITY SYMBOLS	GENERAL TOLERANCES (UNLESS SPECIFIED)	DIMENSION STYLE	SCALE	DESIGN UNITS	THIRD ANGLE PROJECTION
	$\nabla=0$ $\nabla=0$	mm INCH 4 PLACES ± --- ± --- 3 PLACES ± --- ± .010 2 PLACES ± 0.25 ± .015 1 PLACE ± 0.38 ± --- ANGULAR ± 2 °	MM ONLY	5:1	METRIC	DRAWN BY DATE JDENEHEY 2005/05/13 CHECKED BY DATE GMCWEENEY 2005/05/27 APPROVED BY DATE JDENEHEY 2005/05/27
	DRAFT WHERE APPLICABLE MUST REMAIN WITHIN DIMENSIONS	SEE CHART	MOLEX INCORPORATED SD-7395-001	WAFER, R/A FRICTION LOCK (2.54)/.100 CENTERS (0.64)/.025 SQ. PIN		
	MATERIAL NO. A2	DOCUMENT NO. SD-7395-001	SHEET NO. 1 OF 1			