

PLEASE CHECK WWW.MOLEX.COM FOR LATEST PART INFORMATION

Part Number: [0442624404](#)
Status: **Active**
Description: 9.14mm (.360") Pitch Crimp Terminal, Power Contact, Tin (Sn), All Over Nickel (Ni), 8 AWG

Documents:

[Drawing \(PDF\)](#) [RoHS Certificate of Compliance \(PDF\)](#)

General

Product Family Crimp Terminals
 Series [44262](#)
 Crimp Quality Equipment Yes
 Product Name N/A

Physical

Durability (mating cycles max) 500
 Gender Female
 Material - Metal High Performance Alloy (HPA)
 Material - Plating Mating Tin
 Packaging Type Reel
 Termination Interface: Style Crimp or Compression
 Wire Insulation Diameter 6.02mm (.237") max
 Wire Size AWG 8
 Wire Size mm² N/A

Electrical

Current - Maximum per Contact 20A
 Voltage - Maximum 600V AC

Material Info

Reference - Drawing Numbers

Sales Drawing SD-44262-100

EU RoHS

ELV and RoHS Compliant
REACH SVHC
 Not Reviewed
Halogen-Free Status

China RoHS



Not Reviewed

Need more information on product environmental compliance?

Email productcompliance@molex.com
 For a multiple part number RoHS Certificate of Compliance, [click here](#)

Please visit the [Contact Us](#) section for any non-product compliance questions.

Search Parts in this Series

[44262Series](#)

Application Tooling | FAQ

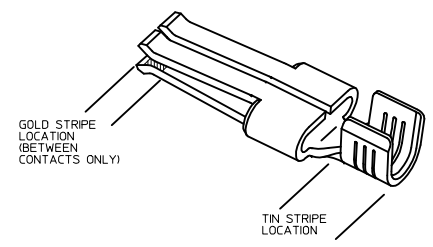
Tooling specifications and manuals are found by selecting the products below. Crimp Height Specifications are then contained in the Application Tooling Specification document.

Global

Description	Product #
Hand Crimp Tool for 8-12 AWG Female Power Contact Terminals	0638195600
Mini-Mac™ Applicator for Power Contact Crimp Terminals, Female 8-12 AWG	0638326300

PLEASE CHECK WWW.MOLEX.COM FOR LATEST PART INFORMATION

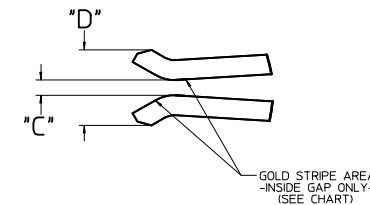
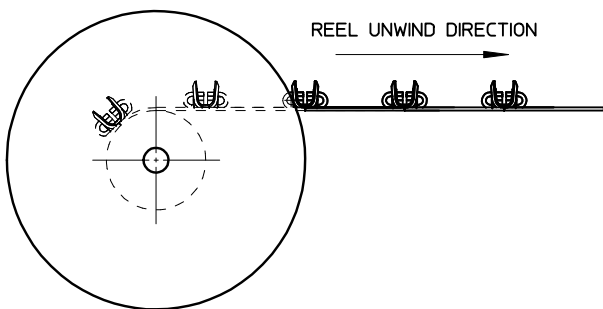
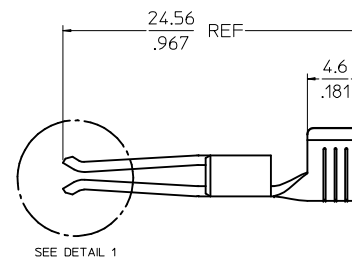
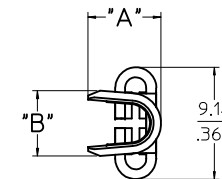
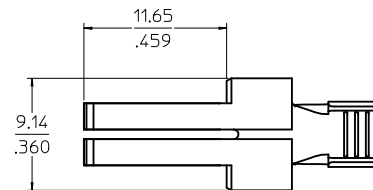
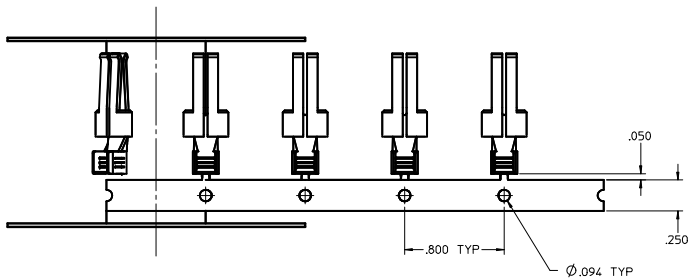
PART NUMBER	PLATING	RECOMMENDED WIRE SIZE	DIM 'A' HEIGHT	DIM 'B' WIDTH	DIM 'C' GAP	DIM 'D' TIPS	RECOMMENDED CRIMP APPLICATOR	MATING CONTACT	PACKAGE SIZE
44262-4304	80-160µ * TIN OVER 50µ * NICKEL OVERALL	8 AWG (2) 12 AWG	7.42±0.5 .292±.020	5.84±0.5 .230±.020					1800 PARTS/ REEL
44262-4334	30µ * GOLD STRIPE OVER 50µ * NICKEL OVERALL WITH 80-130µ * SELECT TIN						63832-6300		
44262-4302	80-160µ * TIN OVER 50µ * NICKEL OVERALL	10-12 AWG (2) 14 AWG	5.97±0.5 .235±.020	5.33±0.5 .210±.020	0.10/.004	2.54/.100 REF		44262-6*** SEE MOLEX DRAWING SD-44262-026 OR WITH BLADES 0.64/.025 THICK X 6.10/.240 MM WIDE	2500 PARTS/ REEL
44262-4332	30µ * GOLD STRIPE OVER 50µ * NICKEL OVERALL WITH 80-130µ * SELECT TIN						63832-6000		
44262-4306	80-160µ * TIN OVER 50µ * NICKEL OVERALL	14-16 AWG (2) 16 AWG	5.20±0.5 .205±.020	5.33±0.5 .210±.020					
44262-4336	30µ * GOLD STRIPE OVER 50µ * NICKEL OVERALL WITH 80-130µ * SELECT TIN	(2) 18 AWG					63832-6100		
44262-4404	80-160µ * TIN OVER 50µ * NICKEL OVERALL	8 AWG (2) 12 AWG	7.42±0.5 .292±.020	5.84±0.5 .230±.020					1800 PARTS/ REEL
44262-4434	30µ * GOLD STRIPE OVER 50µ * NICKEL OVERALL WITH 80-130µ * SELECT TIN						63832-6300		
44262-4402	80-160µ * TIN OVER 50µ * NICKEL OVERALL	10-12 AWG (2) 14 AWG	5.97±0.5 .235±.020	5.33±0.5 .210±.020	0.64/.025	3.07/.121 REF		FOR USE WITH BLADES 1.27/.050 THICK X 6.10/.240 MM WIDE	2500 PARTS/ REEL
44262-4432	30µ * GOLD STRIPE OVER 50µ * NICKEL OVERALL WITH 80-130µ * SELECT TIN						63832-6000		
44262-4406	80-160µ * TIN OVER 50µ * NICKEL OVERALL	14-16 AWG (2) 16 AWG	5.20±0.5 .205±.020	5.33±0.5 .210±.020					
44262-4436	30µ * GOLD STRIPE OVER 50µ * NICKEL OVERALL WITH 80-130µ * SELECT TIN	(2) 18 AWG					63832-6100		
44262-4504	80-160µ * TIN OVER 50µ * NICKEL OVERALL	8 AWG (2) 12 AWG	7.42±0.5 .292±.020	5.84±0.5 .230±.020					1800 PARTS/ REEL
44262-4534	30µ * GOLD STRIPE OVER 50µ * NICKEL OVERALL WITH 80-130µ * SELECT TIN						63832-6300		
44262-4502	80-160µ * TIN OVER 50µ * NICKEL OVERALL	10-12 AWG (2) 14 AWG	5.97±0.5 .235±.020	5.33±0.5 .210±.020	0.30/.012	2.74/.108 REF		FOR USE WITH BLADES 0.81/.032 THICK X 6.10/.240 MM WIDE RECOMMENDED FOR 6 CIRCUITS AND ABOVE	2500 PARTS/ REEL
44262-4532	30µ * GOLD STRIPE OVER 50µ * NICKEL OVERALL WITH 80-130µ * SELECT TIN						63832-6000		
44262-4506	80-160µ * TIN OVER 50µ * NICKEL OVERALL	14-16 AWG (2) 16 AWG	5.20±0.5 .205±.020	5.33±0.5 .210±.020					
44262-4536	30µ * GOLD STRIPE OVER 50µ * NICKEL OVERALL WITH 80-130µ * SELECT TIN	(2) 18 AWG					63832-6100		
44262-4604	80-160µ * TIN OVER 50µ * NICKEL OVERALL	8 AWG (2) 12 AWG	7.42±0.5 .292±.020	5.84±0.5 .230±.020					1800 PARTS/ REEL
44262-4634	30µ * GOLD STRIPE OVER 50µ * NICKEL OVERALL WITH 80-130µ * SELECT TIN						63832-6300		
44262-4602	80-160µ * TIN OVER 50µ * NICKEL OVERALL	10-12 AWG (2) 14 AWG	5.97±0.5 .235±.020	5.33±0.5 .210±.020	0.89/.035	3.33/.131 REF		FOR USE WITH BLADES 1.27/.050 THICK X 6.10/.240 MM WIDE RECOMMENDED FOR 6 CIRCUITS AND ABOVE	2500 PARTS/ REEL
44262-4632	30µ * GOLD STRIPE OVER 50µ * NICKEL OVERALL WITH 80-130µ * SELECT TIN						63832-6000		
44262-4606	80-160µ * TIN OVER 50µ * NICKEL OVERALL	14-16 AWG (2) 16 AWG	5.20±0.5 .205±.020	5.33±0.5 .210±.020					
44262-4636	30µ * GOLD STRIPE OVER 50µ * NICKEL OVERALL WITH 80-130µ * SELECT TIN	(2) 18 AWG					63832-6100		



- NOTES:
1. MATERIAL: COPPER ALLOY .032 IN THICK
 2. FINISH: PER MOLEX PLATING SPECIFICATION ES-88 - SEE CHART
 3. FOR CRIMP APPLICATOR SEE CHART
 4. FOR CRIMP TOOLING CONTACT MOLEX OR VISIT THE MOLEX WEBSITE AT: WWW.MOLEX.COM
 5. STANDARD PACKAGE SIZE: SEE CHART
 6. SEE PRODUCT SPECIFICATION: PS-44262-001 FOR MORE INFORMATION
 7. PARTS ARE RoHS COMPLIANT
 8. FOR MATING CONTACT: SEE CHART
 9. FOR CRIMP SET UP INFORMATION SEE MOLEX APPLICATION SPECIFICATION DOCUMENT:
8 AWG - ATS-638326300
10/12 AWG - ATS-638326000
14/16 AWG - ATS-638326100

REV DESCRIPTIONS IN CHART REC NO: UCP2009-1020 DWN:MDATA CHKD: 2008/11/04 APPR:APATEL 2008/11/04	QUALITY SYMBOLS	GENERAL TOLERANCES (UNLESS SPECIFIED)	DIMENSION STYLE	SCALE	DESIGN UNITS	THIRD ANGLE PROJECTION
	▽=0	4 PLACES ±.005 ±.005	MM/IN	1:1	INCH	☉
	▽=0	3 PLACES ±.010 ±.010				
	▽=0	2 PLACES ±.025 ±.010				
		1 PLACE ±.025 ±.010				
		ANGULAR ±1/2°				
		DRAFT WHERE APPLICABLE MUST REMAIN WITHIN DIMENSIONS				
			DRAWN BY	DATE	TITLE	
			BKOSTIC	2006/11/13	TERMINAL - RECEPTACLE POWER CONTACT	
			CHECKED BY	DATE		
			BKOSTIC	2006/11/13		
			APPROVED BY	DATE		
			APATEL	2006/11/14		
			MATERIAL NO.	DOCUMENT NO.		
			SEE CHART	SD-44262-100		
			SIZE		SHEET NO.	
			D		1 OF 2	
					THIS DRAWING CONTAINS INFORMATION THAT IS PROPRIETARY TO MOLEX INCORPORATED AND SHOULD NOT BE USED WITHOUT WRITTEN PERMISSION	

20 19 18 17 16 15 14 13 12 11 10 9 8 7 6 5 4 3 2 1



DETAIL 1
SCALE 10:1

SEE SHEET 1 IEC NO: UCP2009-1020 DRAWN/DATA: 2008/11/04 CHYK: 2008/11/04 APPR: APATEL 2008/11/04 REV: DESCRIPTION	QUALITY SYMBOLS ▽=0 ▽=0 ▽=0		GENERAL TOLERANCES (UNLESS SPECIFIED) <table border="1"> <thead> <tr> <th></th> <th>mm</th> <th>INCH</th> </tr> </thead> <tbody> <tr> <td>4 PLACES</td> <td>± .10</td> <td>± .004</td> </tr> <tr> <td>3 PLACES</td> <td>± .15</td> <td>± .006</td> </tr> <tr> <td>2 PLACES</td> <td>± 0.25</td> <td>± .010</td> </tr> <tr> <td>1 PLACE</td> <td>± 0.25</td> <td>± .010</td> </tr> <tr> <td colspan="3">ANGULAR ±1/2°</td> </tr> </tbody> </table>			mm	INCH	4 PLACES	± .10	± .004	3 PLACES	± .15	± .006	2 PLACES	± 0.25	± .010	1 PLACE	± 0.25	± .010	ANGULAR ±1/2°			DIMENSION STYLE MM/IN		SCALE 5:1		DESIGN UNITS INCH		THIRD ANGLE PROJECTION	
		mm	INCH																											
	4 PLACES	± .10	± .004																											
	3 PLACES	± .15	± .006																											
2 PLACES	± 0.25	± .010																												
1 PLACE	± 0.25	± .010																												
ANGULAR ±1/2°																														
DRAFT WHERE APPLICABLE MUST REMAIN WITHIN DIMENSIONS			DRAWN BY: BKOSTIC CHECKED BY: BKOSTIC APPROVED BY: APATEL DATE: 2006/11/13 DATE: 2006/11/13 DATE: 2006/11/14		MATERIAL NO. SEE CHART		DOCUMENT NO. SD-44262-100		TITLE TERMINAL - RECEPTACLE POWER CONTACT																					
					MOLEX INCORPORATED		SHEET NO. 2 OF 2																							
					THIS DRAWING CONTAINS INFORMATION THAT IS PROPRIETARY TO MOLEX INCORPORATED AND SHOULD NOT BE USED WITHOUT WRITTEN PERMISSION																									

19 18 17 16 15 14 13 12 11 10 9 8 7 6 5 4 3 2 1