

PLEASE CHECK WWW.MOLEX.COM FOR LATEST PART INFORMATION

Part Number: [0015291027](#)
Status: **Active**
Overview: [cgrid_iii|cgrid_sl_products](#)
Description: 2.54mm (.100") Pitch C-Grid® Shunt Terminal Housings, (30µ") Gold (Au), 2 Circuits, with Pin Stop

Documents:

3D Model	Product Specification PS-7859 (PDF)
Drawing (PDF)	RoHS Certificate of Compliance (PDF)
Packaging Specification (PDF)	

Agency Certification

CSA	LR19980
UL	E29179

General

Product Family	Accessories
Series	7859
Component Type	Shunt
Overview	cgrid_iii cgrid_sl_products
Product Name	C-Grid®, C-Grid III™, SL™

Physical

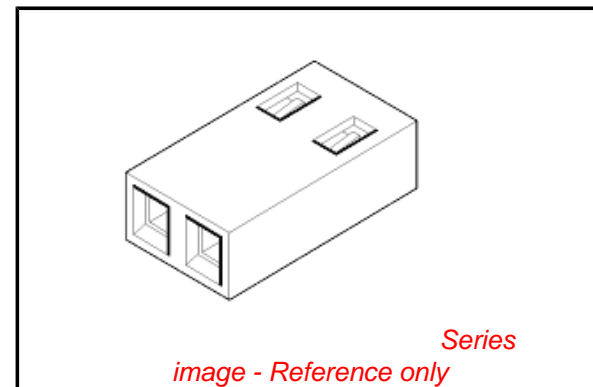
Circuits (Loaded)	2
Color - Resin	Black
Flammability	94V-0
Lock to Mating Part	No
Material - Metal	Phosphor Bronze
Material - Resin	Polyester
Number of Rows	1
Packaging Type	Bag

Material Info

Old Part Number	7859-2A561N
-----------------	-------------

Reference - Drawing Numbers

Packaging Specification	PK-70873-0815
Product Specification	PS-7859
Sales Drawing	SDA-7859-2A***N
Test Summary	TS-7859-0001



EU RoHS

ELV and RoHS Compliant
REACH SVHC
 Not Reviewed
Halogen-Free Status

China RoHS



Not Halogen-Free

Need more information on product environmental compliance?

Email productcompliance@molex.com
 For a multiple part number RoHS Certificate of Compliance, [click here](#)

Please visit the [Contact Us](#) section for any non-product compliance questions.

Search Parts in this Series

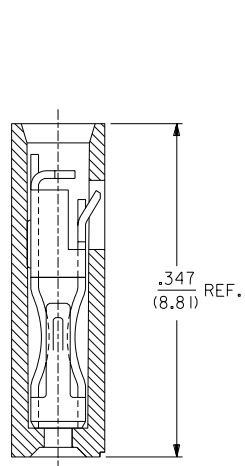
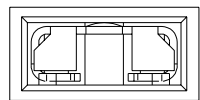
[7859Series](#)

Use With

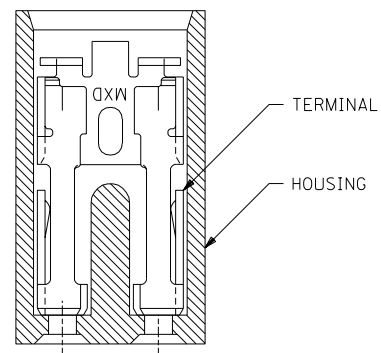
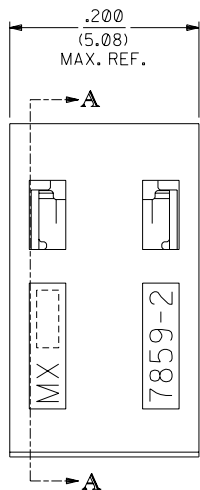
[70280](#) C-Grid Breakaway Header, [71308](#) C-Grid® Header, [71764](#) C-Grid® Breakaway Header, [42375](#) KK® Breakaway Header, [42377](#) KK® Breakaway Header, [4030](#) KK® Wire-to-Board Header, [42152](#) KK® Wire-to-Board Header

EDP NO.	ENG NO.	FINISH
15-38-1026	A-7859-2A164	TIN OVERALL
15-29-1025	A-7859-2A554	15 GOLD
15-29-1027	A-7859-2A561	30 GOLD

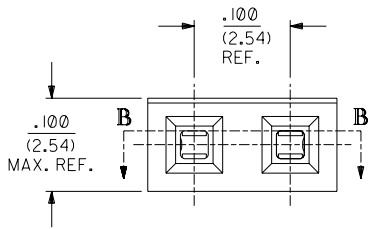
PART IDENTIFICATION:



SECTION A-A



SECTION B-B



NOTES:

- MATERIAL;
HOUSING: GLASS FILLED POLYESTER; 94V-0; COLOR: BLACK
TERMINAL: PHOSPHOR BRONZE ALLOY.
- THIS PRODUCT CONFORMS TO MOLEX PRODUCT SPEC. PS-7859.
- TO BE USED WITH .025/(0.64) SQUARE PINS.
- MINIMUM MATING PIN LENGTH: .200/(5.08)
MAXIMUM MATING PIN LENGTH: .270/(6.86)
- PRODUCT IS PACKAGED IN BOXES PER PK-70873-0815.

FINISH SPECIFICATION

- TIN OVERALL - .000150 MINIMUM TIN PLATE OVER
.000050 MINIMUM NICKEL UNDERPLATE.
- 15 GOLD - .000015 MINIMUM GOLD PLATE IN SELECT AREA OVER
.000050 MINIMUM NICKEL UNDERPLATE OVERALL.
- 30 GOLD - .000030 MINIMUM GOLD PLATE IN SELECT AREA OVER
.000050 MINIMUM NICKEL UNDERPLATE OVERALL.

NOTE FOR LEAD FREE CONVERSION:

THE PRIMARY SHIPPING CARTON WILL BE LABELED "COMPLIANT TO ROHS DIRECTIVE 2002/95/EC AND ELV ANNEX II OF DIRECTIVE 2000/53/EC". CARTONS WITHOUT THIS LABEL MAY CONTAIN PRODUCT WITH LEAD.

D	LEAD FREE CONV ECN UCP2004-2133 RKADAMS 04/04/27
CI	ADDED PKG SPEC. PER ECN U70786 WHETSTON 97/2/7
C	CHANGED MATERIAL PER ECR #U51214 95/06/02 CAC
B	REVISED ENG. NOS. PER ECR # U31581 10/26/93 REED
A	RELEASED PER ECR # U30372 03/11/93 REED
3	REVISE GOLD PLTG. PER ECR # U12055 10/18/91 AAB
2	REVISE TERM. PLTG. PER ECR # U11096 06/18/91 AAB
1	*X* RELEASE PER ECR # U10445 02/07/91 AAB

DIMENSIONS SHOWN (METRIC) INCH		▽ = 0 ▼ = 0		REVISE ONLY ON CAD SYSTEM	
UNLESS OTHERWISE SPECIFIED TOLERANCES: ANGULAR ± 1/2°					
INCH		METRIC		TITLE	
3 PLACE	± .005	---	---	SALES ASSY - SHUNT	
2 PLACE	± .01	± 0.13	---	2-CIRCUIT TERMINAL	
1 PLACE	---	± 0.25	---	W/PIN STOP	
DRAFT WHERE APPLICABLE MUST REMAIN WITHIN DIMENSIONS					
DRWG. BY: AAB	CHK'D. BY:	FILE NAME: 57859X1A	SHEET NO.: 1 OF 1	DATE: 02/07/91	U.S.A.
APP'D. BY: MJM	SCALE: 10: 1	MOLEX INCORPORATED		MOLEX INC. AND SHOULD NOT BE USED WITHOUT WRITTEN PERMISSION	
PART NO. SEE CHART		DRWG. NO. SDA-7859-2A***		DIV. DA	