

**SELECTOR GUIDE**

Part Number	Dice	Lens Color / Type	Pack Size	View Angle $2\theta_{1/2}$
MT7303A-UR-A	Red	Water Clear	3mm Round 08° - 36°	35°

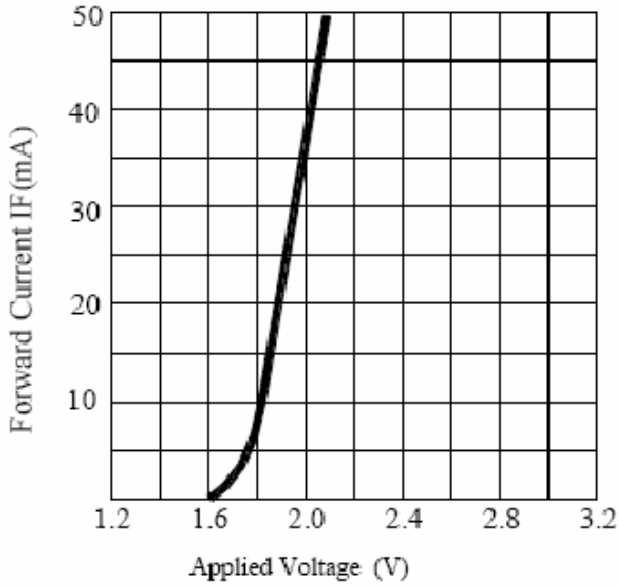
**ELECTRICAL / OPTICAL CHARACTERISTICS AT  $T_A=25^\circ\text{C}$**

Parameter	Symbol	Device	Min.	Typ.	Max.	Units	Test Conditions
Forward Voltage	$V_F$	Red	-	1.90	2.40	V	20mA
Reverse Current	$I_R$	Red	-	-	50	$\mu\text{A}$	4V
Luminous Intensity	$I_V$	Red	90.90	200.00	-	mcd	20mA
Peak Wavelength	$\lambda_{\text{peak}}$	Red	-	660	-	nm	20mA
Dominant Wavelength	$\lambda_D$	Red	-	643	-	nm	20mA
Spectral Line Half-Width	$\Delta\lambda_{1/2}$	Red	-	20	-	nm	20mA

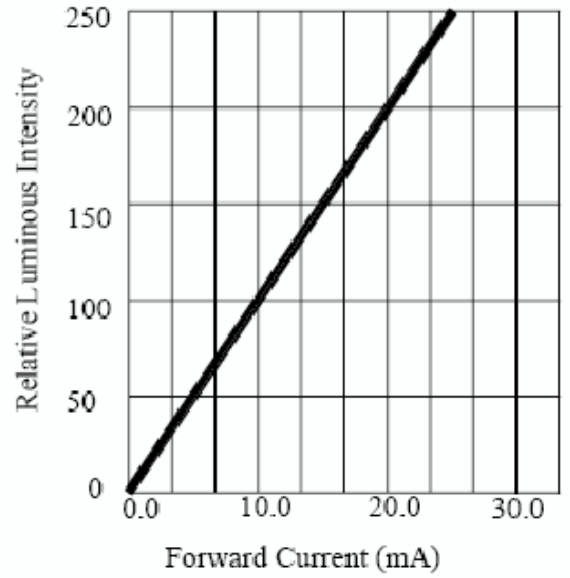
**ABSOLUTE MAXIMUM RATINGS AT  $T_A=25^\circ\text{C}$**

Parameter	Rating	Units
Forward Current ( $I_F$ )	30	mA
Power Dissipation ( $P_D$ )	72.00	mW
Reverse Voltage ( $V_R$ )	4	V
Operating Temperature ( $T_{OPR}$ )	-25 ~ +85	$^\circ\text{C}$
Storage Temperature ( $T_{STG}$ )	-40 ~ +100	$^\circ\text{C}$
Lead Solder Temperature ( $T_{SOL}$ )	260	@ for 5 sec. max

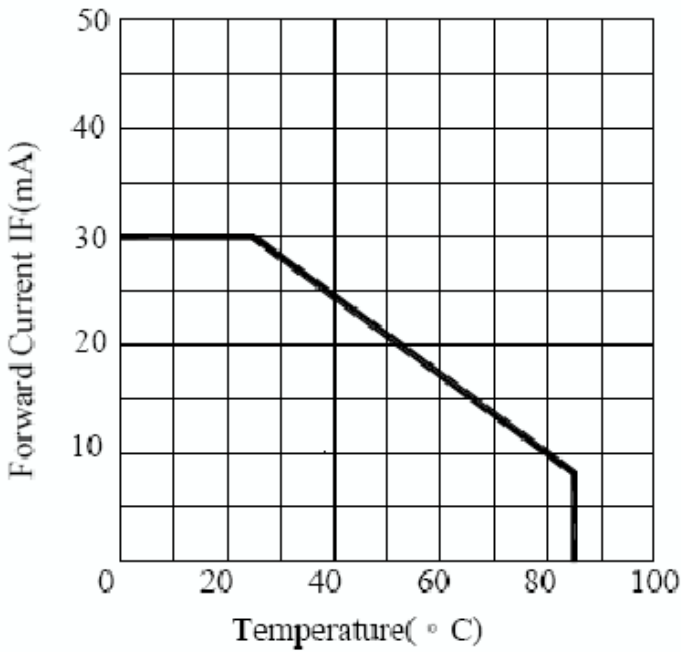
1. All Dimensions Are In Millimeters (inches).
2. Tolerance Is +0.25(0.01") Unless Otherwise Noted.
3. Specifications Are Subject To Change Without Notice.



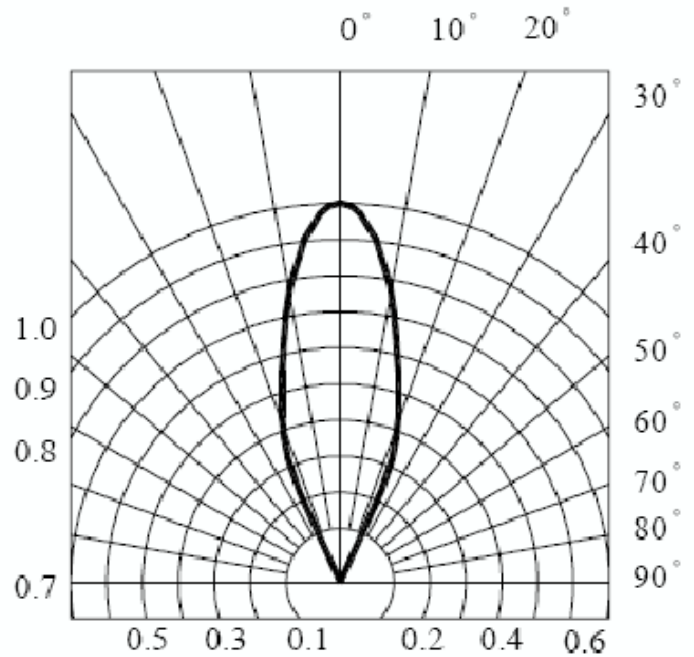
**FORWARD CURRENT VS. APPLIED VOLTAGE**



**FORWARD CURRENT VS. LUMINOUS INTENSITY**



**FORWARD CURRENT VS. AMBIENT TEMPERATURE**



**RADIATION DIAGRAM**

