

SMD 7.5x5.0mm 3.3V OSCILLATOR



NMSOL3

FREQUENCY STABILITY

MODEL	FREQUENCY STABILITY
NM1SOL3	±100PPM/-10 ~ +70°C
NM2SOL3	± 50PPM/-10 ~ +70°C
NM3SOL3	± 25PPM/-10 ~ +70°C
NM4SOL3	± 20PPM/-10 ~ +70°C
NM1SOL3R	±100PPM/-40 ~ +85°C
NM2SOL3R	± 50PPM/-40 ~ +85°C
NM3SOL3R	± 25PPM/-40 ~ +85°C

OPERATING CONDITIONS

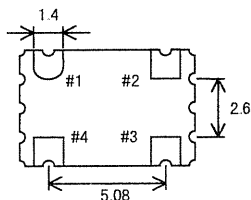
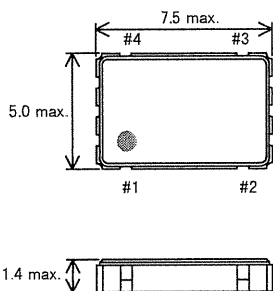
Operating Temperature	-10 ~ +70°C, -40 ~ +85°C
Storage Temperature	-55 ~ +125°C
Supply Voltage (VDD)	+3.3V±0.3V

ELECTRICAL CHARACTERISTICS (T_a=25°C, VDD=3.3V, CL=15pF)

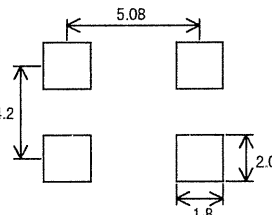
PARAMETERS	CONDITIONS	FREQUENCY RANGE	SPECIFICATIONS
Input Current (IDD)		12.000kHz ~ 32.000MHz	12mA Max.
		32.000 ^T ~ 50.000MHz	16.5mA Max.
		50.000 ^T ~ 67.000MHz	18mA Max.
		67.000 ^T ~ 125.000MHz	40mA Max.
		125.000 ^T ~ 170.000MHz	50mA Max.
Frequency Stability	All conditions (Note)	12.000kHz ~ 99.999MHz 100.000 ^T ~ 170.000MHz	±20PPM ~ ±100PPM ±25PPM ~ ±100PPM
Symmetry	@50% VDD	12.000kHz ~ 50.000MHz 50.000 ^T ~ 170.000MHz	45/55% 40/60%
Output Voltage (VOL) (VOH)	"0" Level "1" Level	12.000kHz ~ 170.000MHz	10% VDD Max.
			90% VDD Min.
Rise Time (TR)	10% VDD to 90% VDD	12.000kHz ~ 80.000MHz	6nS Max.
		80.000 ^T ~ 125.000MHz	4nS Max.
		125.000 ^T ~ 170.000MHz	3nS Max.
Fall Time (TF)	90% VDD to 10% VDD	12.000kHz ~ 80.000MHz	6nS Max.
		80.000 ^T ~ 125.000MHz	4nS Max.
		125.000 ^T ~ 170.000MHz	3nS Max.
Output Current (IOL) (IOH)	"0" Level "1" Level	12.000kHz ~ 170.000MHz	2mA Min.
			2mA Min.
Stand-by Current	VIL ≤ 30% VDD	12.000kHz ~ 170.000MHz	10 μA Max.
Driving Ability	TTL	12.000kHz ~ 170.000MHz	10 LS-TTL Max.
	HCMOS	12.000kHz ~ 170.000MHz	15pF Max.
		12.000kHz ~ 32.000MHz 32.000 ^T ~ 170.000MHz	5mS Max. 10mS Max.

Note: Inclusive of 25°C tolerance, operating temperature range, input voltage change, load change, aging, shock and vibration.

DIMENSIONS (mm)



RECOMMENDED SOLDER PAD LAYOUT



ENABLE/DISABLE FUNCTION	
INH (Pin #1)	OUTPUT (Pin #3)
Open	Active
"1" (VIH ≥ 70%VDD)	Active
"0" (VIL ≤ 30%VDD)	High Z

Pin Connections	
#1	E/D
#2	GND
#3	OUT
#4	VDD