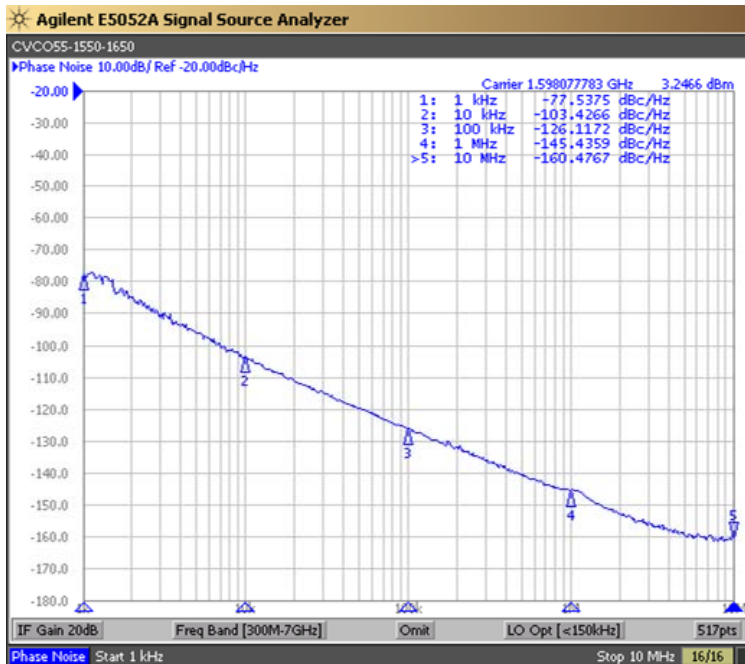


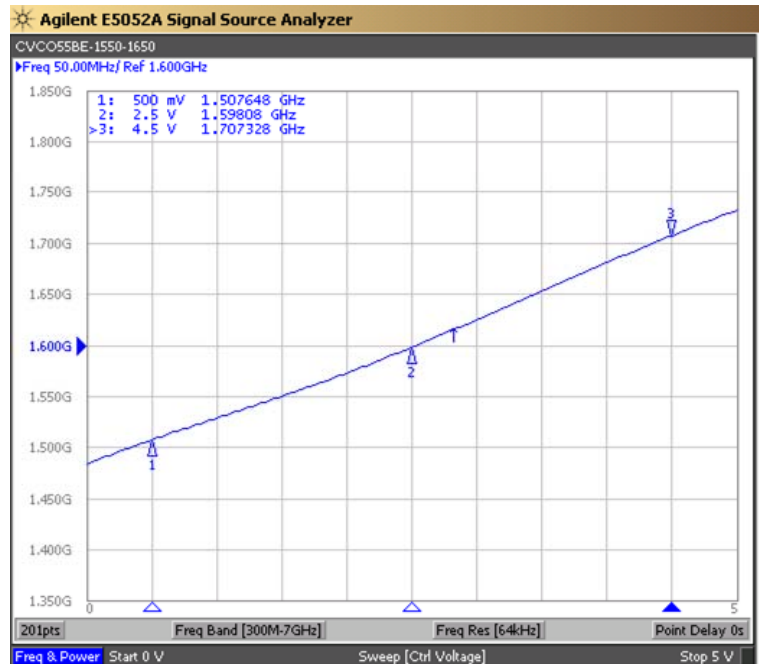


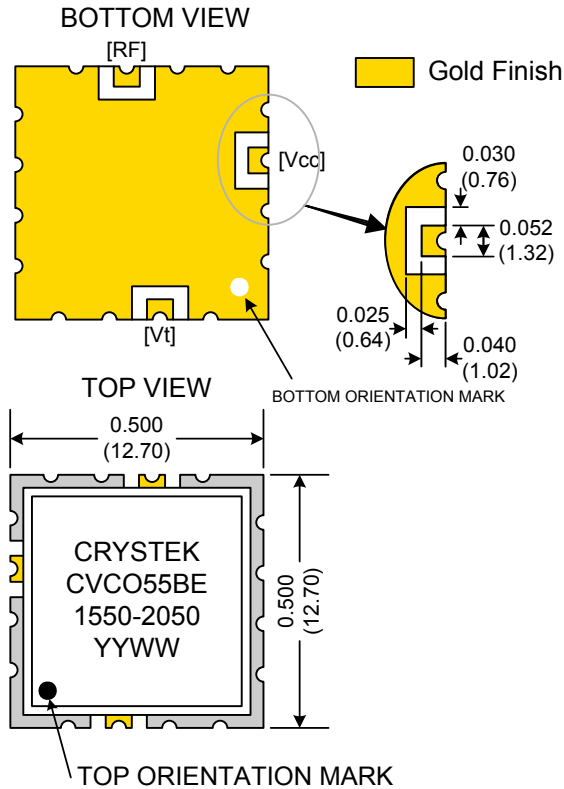
PERFORMANCE SPECIFICATION	MIN	TYP	MAX	UNITS
Lower Frequency:			1550	MHz
Upper Frequency:	2050			MHz
Tuning Voltage:	0.5		15.5	VDC
Supply Voltage:	7.6	8.0	8.4	VDC
Output Power:	-5.0	-2.5	0	dBm
Supply Current:		17	30	mA
Harmonic Suppression (2 <sup>nd</sup> Harmonic):		-15	-10	dBc
Pushing:		0.5	2.0	MHz/V
Pulling, all Phases:		0.5	2.0	MHz pk-pk
Tuning Sensitivity:		36		MHz/V
Phase Noise @ 10kHz offset:		-106	-102	dBc/Hz
Phase Noise @ 100kHz offset:		-126	-121	dBc/Hz
Load Impedance:		50		$\Omega$
Input Capacitance:			22	pF
Operating Temperature Range:	-40		+85	$^{\circ}$ C
Storage Temperature Range:	-45		+90	$^{\circ}$ C

Phase Noise (1 Hz BW, Typical)



Tuning Curve (Typical)





Pad	Connection
2	Vt
10	RF-OUTPUT
14	Vcc
Others	GROUND

- Unless otherwise specified, Dimensions are in:  $\frac{IN}{(mm)}$
- Pad Location Dimensions are in: Inches

**TAPE AND REEL**



Drawing not to scale

**Product Control:**

Crystek Part Number:	CVCO55BE-1550-2050	Release Date:	04-March-08
Revision Level:	C	Responsible:	C. Vales

Specification is subject to change without notice