

Power Schottky Rectifier - 3Amp 40~100Volt

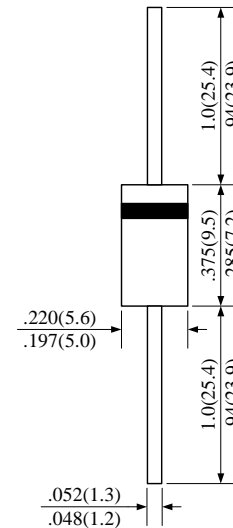
Features

- Low forward voltage drop
- High current capability
- High reliability
- High surge current capability
- Epitaxial construction

Mechanical data

- Case : Molded plastic
- Epoxy : UL 94V-0 rate flame retardant
- Lead : Axial leads, solderable per MIL-STD-202,method 208 guaranteed
- Polarity : Color band denotes cathode end
- Mounting position : Any
- Weight : 1.10 grams

DO-27 / DO-201AD



Maximum ratings and Electrical characteristics

TYPE	SB340	SB360	SB3100	UNIT
Maximum Recurrent Peak Reverse Voltage	40	60	100	V
Maximum RMS Voltage	28	42	70	V
Maximum DC Blocking Voltage	40	60	100	V
Maximum Average Forward Rectified Current	3.0			A
Peak Forward Surge Current, 8.3ms single half sine-wave superimposed on rated load	80			A
Maximum Instantaneous Forward Voltage at 3.0A	0.55	0.65	0.82	V
Repetitive peak avalanche power, $t_p = 1\mu s$ $T_j = 25^\circ C$	1300	2000		W
Maximum DC Reverse Current at Rated DC Blocking Voltage	$T_a = 25^\circ C$	0.5	0.3	mA
	$T_a = 100^\circ C$	20	15	
Typical Junction Capacitance	250			pF
Typical Thermal Resistance $R_{\theta JA}$	20			$^\circ C/W$
Operating Temperature Range T_J	-50 to +150		-50 to +175	$^\circ C$
Storage Temperature Range T_{STG}	-50 to +150			

Note: Pulse Test : 380 μs pulse width, 2% duty cycle

August 2007 / Rev.5

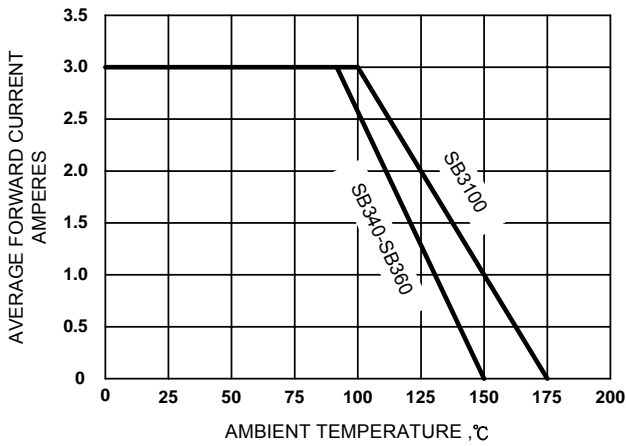


Figure 1. Forward Current Derating Curve

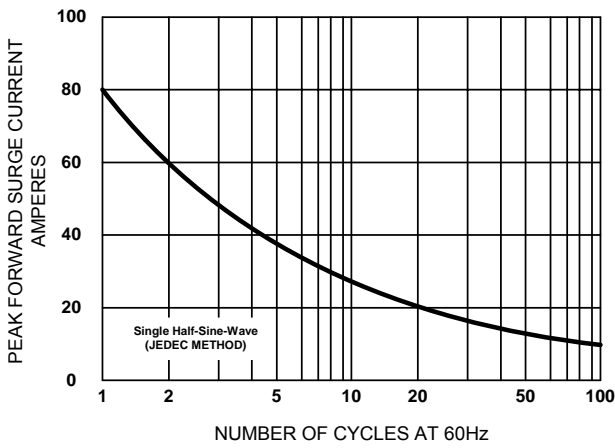


Figure 2. Maximum Non-repetitive Surge Current

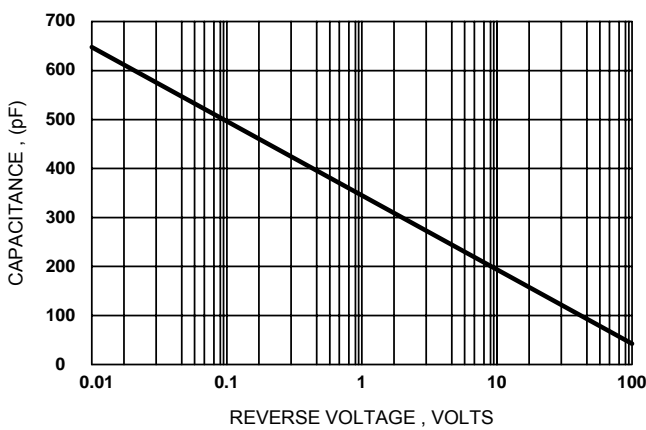


Figure 3. Typical Junction Capacitance

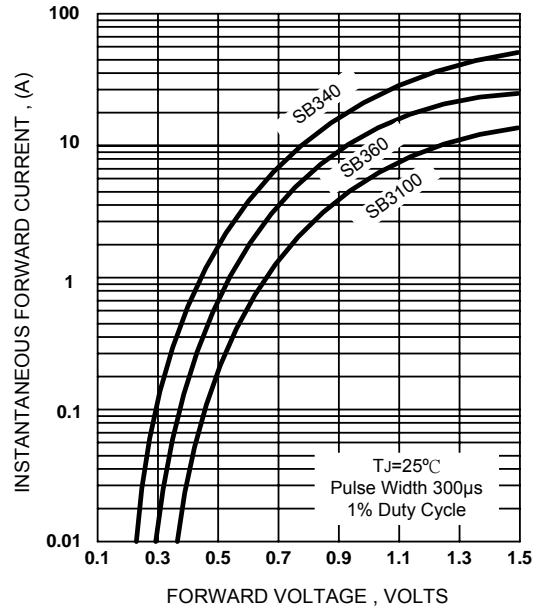


Figure 4. Typical Forward Characteristics

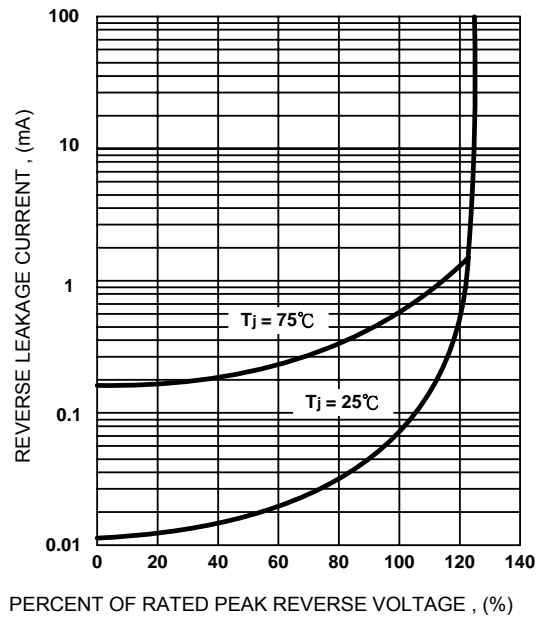


Figure 5. Typical Reverse Characteristics