

RoHS Compliant Product

A suffix of "-C" specifies halogen & lead-free

SMA

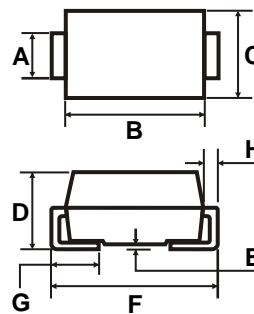
FEATURES

- * Ideal for surface mount applications
- * Easy pick and place
- * Built-in strain relief
- * Super low forward voltage drop & Low I_r



MECHANICAL DATA

- * Case: Molded plastic
- * Epoxy: UL 94V-0 rate flame retardant
- * Metallurgically bonded construction
- * Polarity: Color band denotes cathode end
- * Mounting position: Any
- * Weight: 0.063 grams



	Dimensions in Millimeters		Dimensions in Inches	
A	1.25	1.65	0.049	0.065
B	3.99	4.60	0.157	0.181
C	2.50	2.90	0.098	0.114
D	1.98	2.44	0.078	0.096
E	0.051	0.203	0.002	0.008
F	4.78	5.28	0.188	0.208
G	0.76	1.52	0.030	0.060
H	0.152	0.305	0.006	0.012

MAXIMUM RATINGS AND ELECTRICAL CHARACTERISTICS

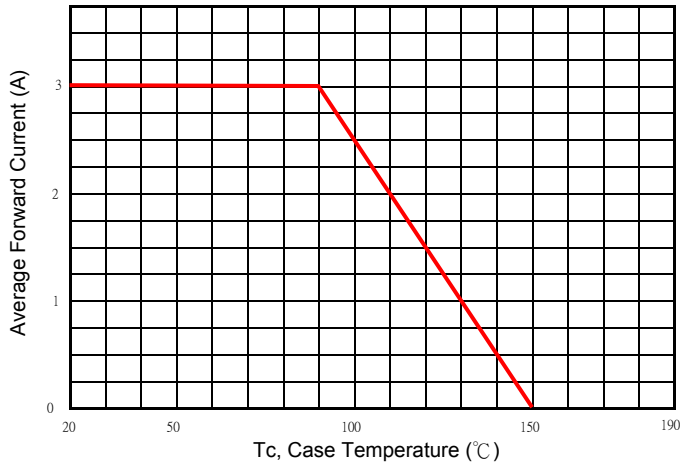
Rating 25°C ambient temperature unless otherwise specified.
Single phase half wave, 60Hz, resistive or inductive load.
For capacitive load, derate current by 20%.

TYPE NUMBER	SK34AL	UNITS
Maximum Recurrent Peak Reverse Voltage	40	V
Maximum RMS Voltage	40	V
Maximum DC Blocking Voltage	40	V
Maximum Average Forward Rectified Current	3	A
Peak Forward Surge Current, 8.3 ms single half sine-wave superimposed on rated load (JEDEC method)	90	A
Maximum Instantaneous Forward Voltage at 3.0A	0.45	V
Maximum DC Reverse Current $T_a=25^\circ\text{C}$	0.15	mA
at Rated DC Blocking Voltage $T_a=80^\circ\text{C}$	5	mA
Thermal Resistance, Junction to Ambient * $R_{\theta JA}$	88	$^\circ\text{C}/\text{W}$
Operating Temperature Range T_J	-25 ~ +125	$^\circ\text{C}$
Storage Temperature Range T_{STG}	-50 ~ +150	$^\circ\text{C}$

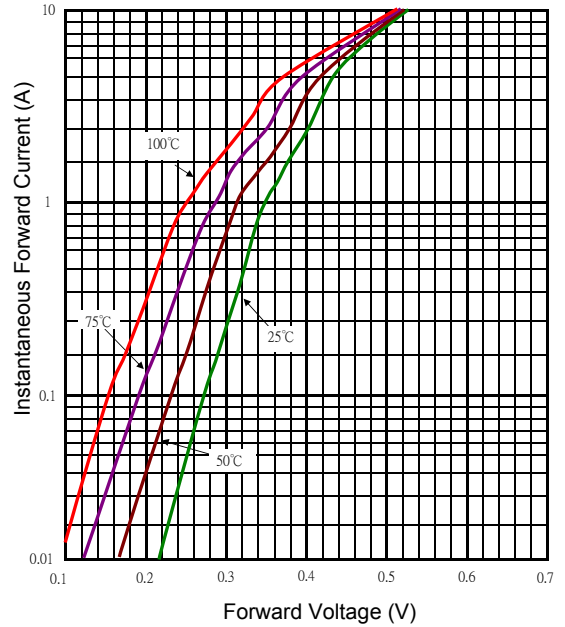
*Device mounted on FR-4PCB0.013mm

RATING AND CHARACTERISTIC CURVES

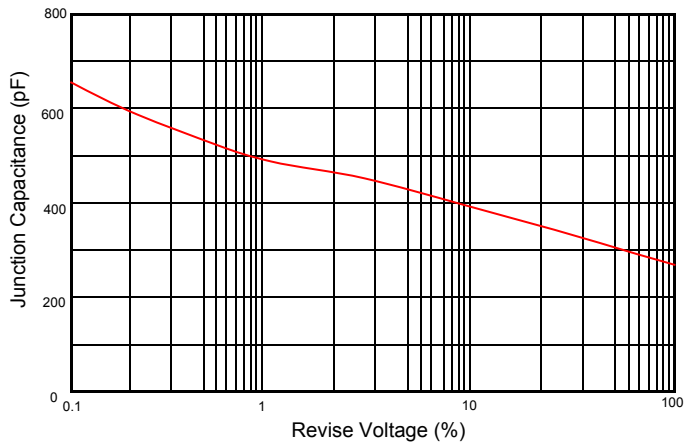
Typical Forward Current Derating Curve



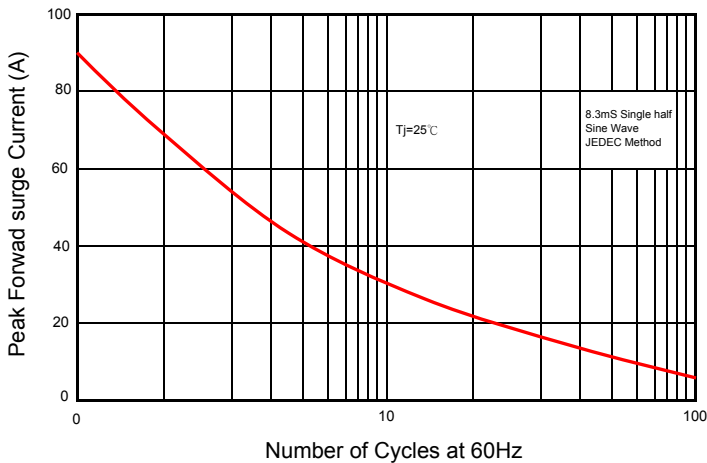
Typical Forward Characteristic



Typical Junction Capacitance



Maximum Non- Repetitive Forward Surge Current



Typical Reverse Characteristic

