


E-Series RF 1:1 Transformer with tap 50 - 1200 MHz



Features

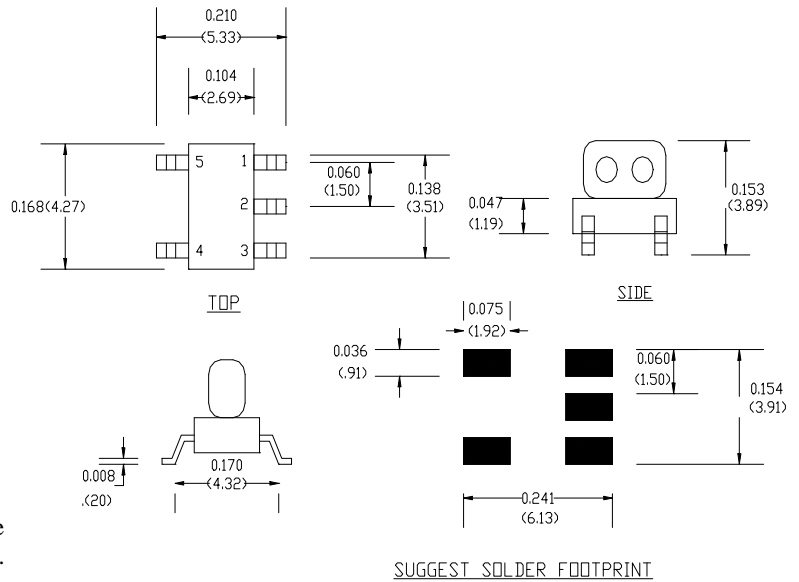
- Surface Mount
- 1:1 Impedance Ratio
- Available on Tape & Reel



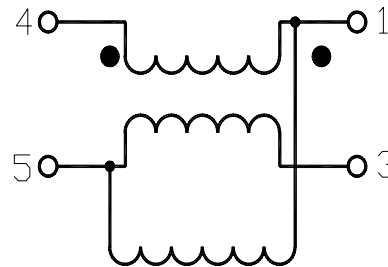
Description

M/A-COM's MABAES0029 is a 1:1 RF transmission line transformer with tap in a low cost, surface mount package. Ideally suited for high volume CATV applications.

SM-138 Package



Schematic



Electrical Specifications @25°C @ 0dBm

Parameter		Units	Typical	Maximum	Minimum
Frequency Range	50 - 1200 MHz	MHz	—	—	
Insertion Loss Pin 4-3 (Coupled)	50 - 600 MHz	dB	0.8	1.0	—
	600 - 1200MHz	dB	1.2	1.5	—
Insertion Loss Pin 4-1 (Thru)	50 - 600 MHz	dB	0.8	1.0	—
	600 - 1200MHz	dB	1.2	1.5	—
Amplitude Imbalance	50 - 600 MHz	dB	0.1	0.2	—
	600 - 1200 MHz	dB	0.4	0.8	—
Phase Imbalance	50 - 600 MHz	Degrees	1.0°	3.0°	—
	600 - 1200 MHz	Degrees	4.0°	10.0°	—

S 1616B

V 1.0

ADVANCED: Data Sheets contain information regarding a product M/A-COM Technology Solutions is considering for development. Performance is based on target specifications, simulated results, and/or prototype measurements. Commitment to develop is not guaranteed.

PRELIMINARY: Data Sheets contain information regarding a product M/A-COM Technology Solutions has under development. Performance is based on engineering tests. Specifications are typical. Mechanical outline has been fixed. Engineering samples and/or test data may be available. Commitment to produce in volume is not guaranteed.

• **North America** Tel: 800.366.2266 • **Europe** Tel: +353.21.244.6400
 • **India** Tel: +91.80.4155721 • **China** Tel: +86.21.2407.1588

Visit www.macomtech.com for additional data sheets and product information.

M/A-COM Technology Solutions Inc. and its affiliates reserve the right to make

Absolute Maximum Ratings

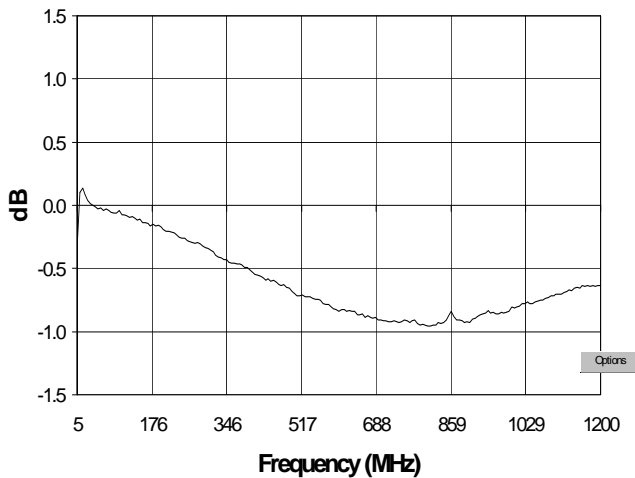
Parameter	Absolute Maximum
RF Power	250mW
Operating/Storage Temperature	-40°C to +85°C
Current DC	50 mA
Current RMS	10 mA
Current P-P for 1hr	80 mA

Functional Configuration

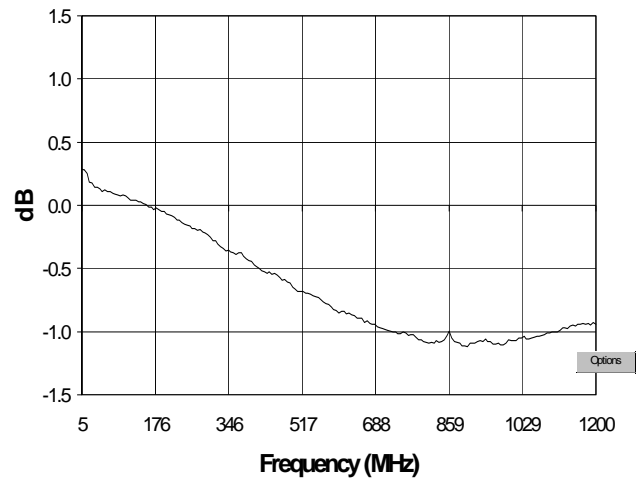
Function	Pin No.
Input	4
Ground	5
Output Coupled Leg	3
Output Thru Leg	1
Not connected	2

Typical Performance @ +25°C

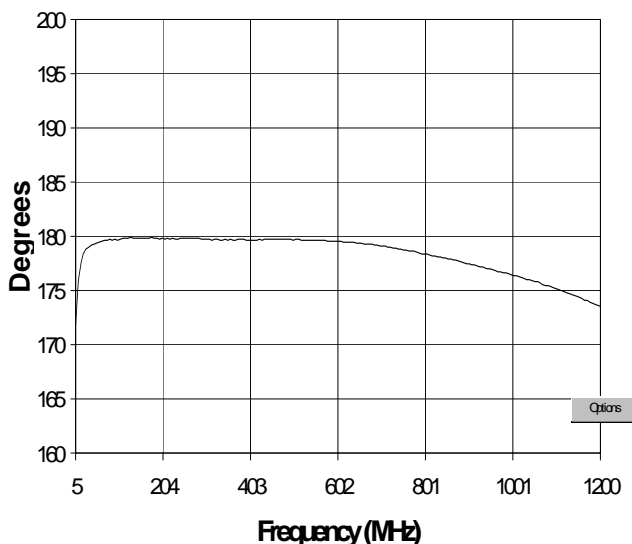
Insertion Loss Pin 4-1



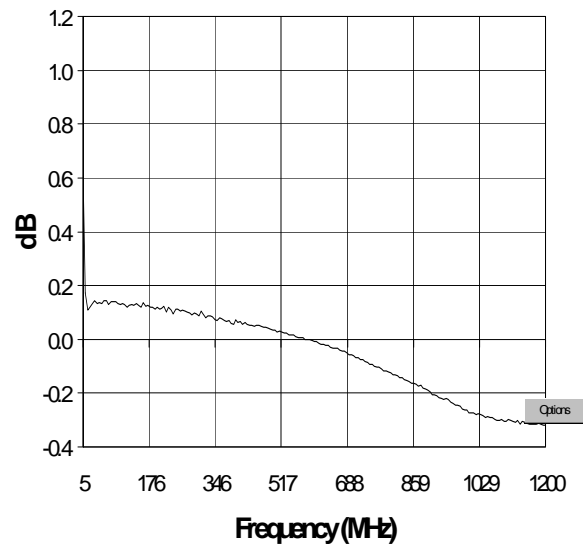
Insertion Loss Pin 4-3



Phase Imbalance



Amplitude Imbalance



ADVANCED: Data Sheets contain information regarding a product M/A-COM Technology Solutions is considering for development. Performance is based on target specifications, simulated results, and/or prototype measurements. Commitment to develop is not guaranteed.
PRELIMINARY: Data Sheets contain information regarding a product M/A-COM Technology Solutions has under development. Performance is based on engineering tests. Specifications are typical. Mechanical outline has been fixed. Engineering samples and/or test data may be available. Commitment to produce in volume is not guaranteed.

• **North America** Tel: 800.366.2266 • **Europe** Tel: +353.21.244.6400
 • **India** Tel: +91.80.4155721 • **China** Tel: +86.21.2407.1588
 Visit www.macomtech.com for additional data sheets and product information.