

**PLEASE CHECK WWW.MOLEX.COM FOR LATEST PART INFORMATION**

**Part Number:** [0716617268](#)  
**Status:** **Active**  
**Overview:** [ebbi\\_50d](#)  
**Description:** 1.27mm (.050") Pitch EBBI™ 50D Plug, Vertical, Blind Mate, 68 Circuits, 3.40mm (.134") PC Tail Length

**Documents:**

[3D Model](#) [Product Specification PS-71660 \(PDF\)](#)  
[Drawing \(PDF\)](#) [RoHS Certificate of Compliance \(PDF\)](#)

**Agency Certification**


CSA LR19980  
 UL E29179

**General**

Product Family PCB Headers  
 Series [71661](#)  
 Application Board-to-Board, Wire-to-Board  
 Overview [ebbi\\_50d](#)  
 Product Name EBBI™

**Physical**

Breakaway No  
 Circuits (Loaded) 68  
 Circuits (maximum) 68  
 Color - Resin Black  
 Durability (mating cycles max) 2,000  
 First Mate / Last Break No  
 Flammability 94V-0  
 Glow-Wire Compliant No  
 Guide to Mating Part Yes  
 Keying to Mating Part None  
 Lock to Mating Part None  
 Material - Metal Copper Alloy  
 Material - Plating Mating Gold  
 Material - Plating Termination Tin  
 Material - Resin High Temperature Thermoplastic  
 Number of Rows 2  
 Orientation Vertical  
 PC Tail Length (in) 0.134 In  
 PC Tail Length (mm) 3.40 mm  
 PCB Locator Yes  
 PCB Retention Yes  
 PCB Thickness Recommended (in) 0.062 In  
 PCB Thickness Recommended (mm) 1.60 mm  
 Packaging Type Tray  
 Pitch - Mating Interface (in) 0.050 In  
 Pitch - Mating Interface (mm) 1.27 mm  
 Plating min: Mating (µin) 30  
 Plating min: Mating (µm) 0.76  
 Plating min: Termination (µin) 75  
 Plating min: Termination (µm) 1.91  
 Polarized to Mating Part Yes  
 Polarized to PCB Yes  
 Shrouded Fully  
 Stackable No



**EU RoHS**

**ELV and RoHS  
 Compliant**  
**REACH SVHC  
 Contains SVHC: No**  
**Halogen-Free  
 Status  
 Not Reviewed**

**China RoHS**



**Need more information on product  
 environmental compliance?**

Email [productcompliance@molex.com](mailto:productcompliance@molex.com)  
 For a multiple part number RoHS Certificate of  
 Compliance, [click here](#)

Please visit the [Contact Us](#) section for any  
 non-product compliance questions.

**Search Parts in this Series**

[71661Series](#)

**Mates With**

EBBI™ 50D Receptacle [71660](#)

Surface Mount Compatible (SMC)	No
Temperature Range - Operating	-40°C to +105°C
Termination Interface: Style	Through Hole

**Electrical**

Current - Maximum per Contact	1A
Voltage - Maximum	30V

**Material Info****Reference - Drawing Numbers**

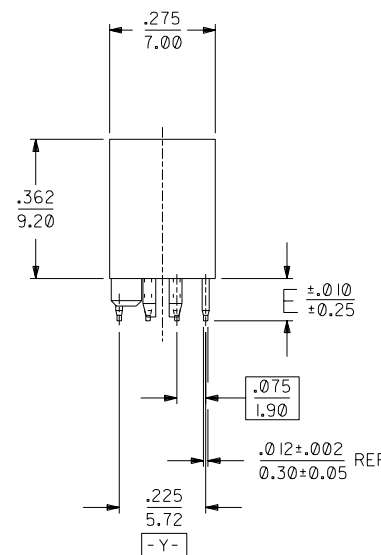
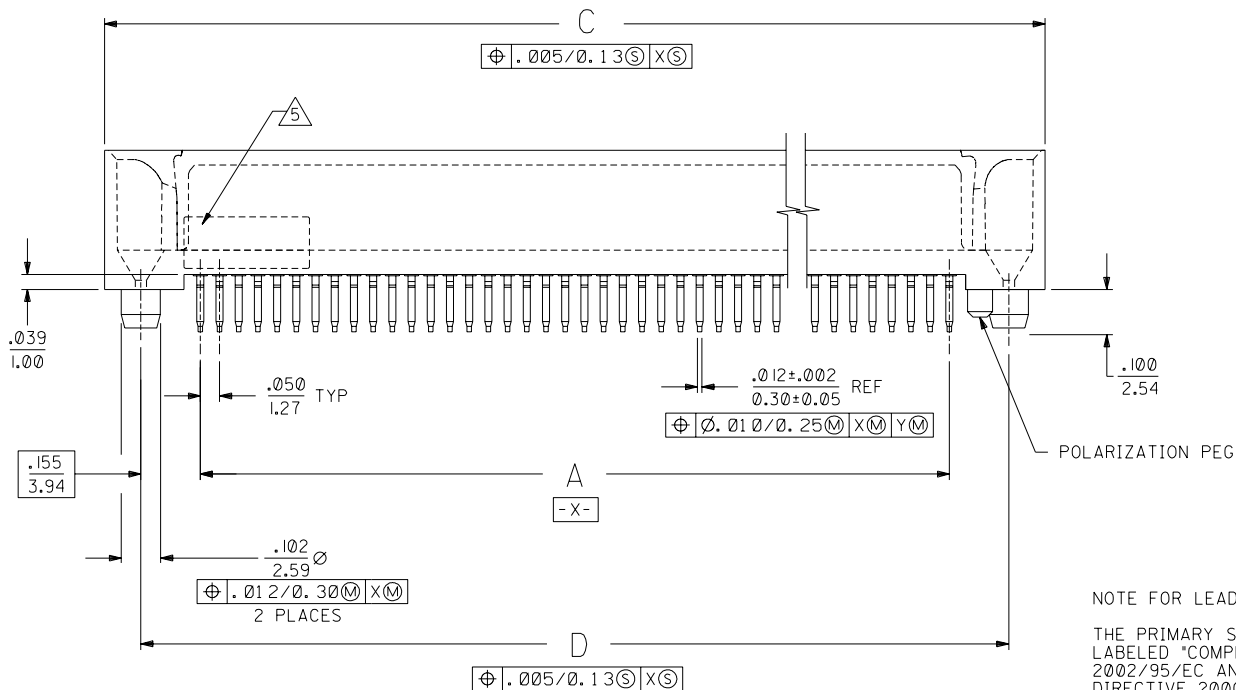
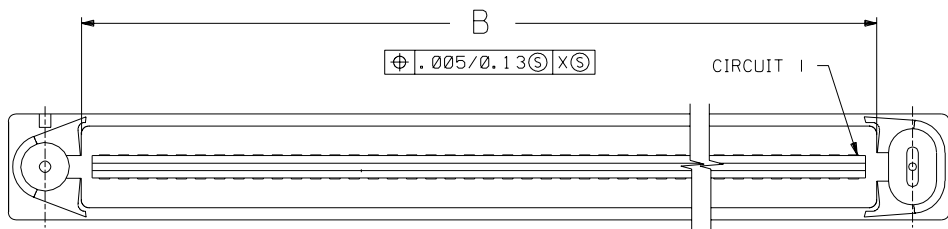
Packaging Specification	PK-71660
Product Specification	PS-71660
Sales Drawing	SDA-71661-7***

This document was generated on 05/31/2010

**PLEASE CHECK [WWW.MOLEX.COM](http://WWW.MOLEX.COM) FOR LATEST PART INFORMATION**

**NOTES:**

- 1) MATERIALS:  
HOUSING - LIQUID CRYSTAL POLYMER (LCP), GLASS FILLED, UL94V-0, COLOR: BLACK  
TERMINALS - COPPER ALLOY
- 2) TERMINAL FINISH:  
30 MICROINCH/0.76 MICROMETER MINIMUM GOLD IN CONTACT AREA AND 50 MICROINCH/1.27 MICROMETER MINIMUM TIN IN TAIL AREA OVER NICKEL UNDERPLATE OVERALL.
- 3) ASSEMBLY MATES WITH MOLEX PART NUMBER 71660-7\*\*\*. CONFORMS TO PRODUCT SPECIFICATION PS-71660.
- 4) RECOMMENDED P.C. BOARD THICKNESS IS .062/1.6 MILLIMETER.
- 5) FOUR DIGIT DATE CODE TO BE LOCATED ON SURFACE AS SHOWN.
- 6) PRODUCT PACKAGED PER SPECIFICATION PK-71660.



NOTE FOR LEAD FREE CONVERSION:  
THE PRIMARY SHIPPING CARTON WILL BE LABELED "COMPLIANT TO ROHS DIRECTIVE 2002/95/EC AND ELV ANNEX II OF DIRECTIVE 2000/53/EC". CARTONS WITHOUT THIS LABEL MAY CONTAIN PRODUCT WITH LEAD.

L	LEAD FREE CONV. ECN UCP2004-2096 RKADAMS 04/04/26
K	REVISED PER ECN U71314 ACHAMMER 97-4-28
J	REVISED PER ECN U70133 ACHAMMER 96-8-7
I	REVISED PER ECN U61477 7-3-96 DCA
H	REVISED PER ECN U61278 5-2-96 DCA
G	REVISED PER ECN U60641 11-28-95 DRS
F	REVISED PER ECN U60564 11-8-95 RAN
E	REVISED PER ECN U50229 9-23-94 RAN
D	REVISED PER ECN U50090 8-30-94 RAN
C	REVISED PER ECN U40506 4-15-94 RAN
B	REVISED PER ECN U40305 3-4-94 RAN
A	INITIAL RELEASE PER ECN U51832 12-15-93 RAN

2	K			
I	L			
MFG.	SH.	REV.	LTR.	REVISIONS

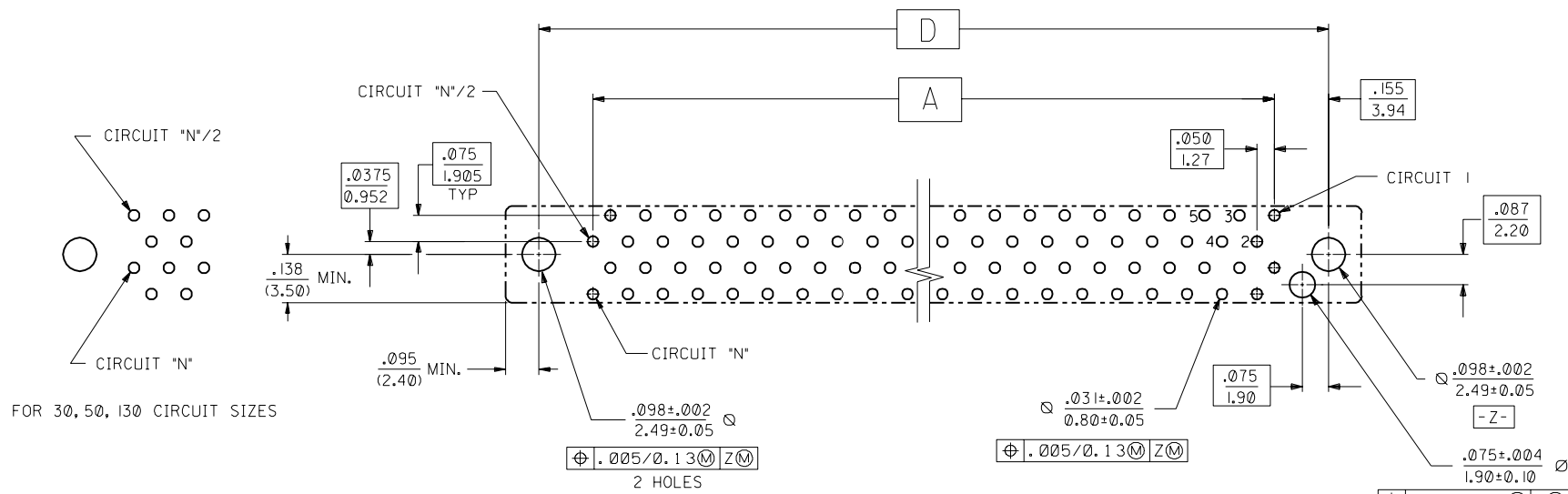
DIMENSIONS SHOWN (METRIC) INCH		UNLESS OTHERWISE SPECIFIED TOLERANCES: ANGULAR $\pm 1/2^\circ$	
3 PLACE	$\pm .005$	INCH	METRIC
2 PLACE	$\pm .01$		
1 PLACE	---		
DRAWING WHERE APPLICABLE MUST REMAIN WITHIN DIMENSIONS			
DRWG. BY: RAN	CHK'D. BY: RAN	FILE NAME: 571661X7	SHEET NO.: 1 OF 2
APP'D. BY: CAB	SCALE: 4: 1	DATE: 11/17/93	DATE: 11/17/93
SEE TABLE		SDA-71661-7***	
THIS DRAWING CONTAINS INFORMATION THAT IS PROPRIETARY TO MOLEX INC. AND SHOULD NOT BE USED WITHOUT WRITTEN PERMISSION			

71661

B

A

ITEM NUMBER	CKT ("N")	A	B	C	D	E
71661-7030	30	.700 (17.78)	.820 (20.83)	1.199 (30.45)	1.010 (25.65)	.110 (2.79)
71661-7040	40	.950 (24.13)	1.070 (27.18)	1.449 (36.80)	1.260 (32.00)	
71661-7050	50	1.200 (30.48)	1.320 (33.53)	1.699 (43.15)	1.510 (38.35)	
71661-7060	60	1.450 (36.83)	1.570 (39.88)	1.949 (49.50)	1.760 (44.70)	
71661-7068	68	1.650 (41.91)	1.770 (44.96)	2.149 (54.58)	1.960 (49.78)	
71661-7080	80	1.950 (49.53)	2.070 (52.58)	2.449 (62.20)	2.260 (57.40)	
71661-7100	100	2.450 (62.23)	2.570 (65.28)	2.949 (74.90)	2.760 (70.10)	
71661-7120	120	2.950 (74.93)	3.070 (77.98)	3.449 (87.60)	3.260 (82.80)	
71661-7130	130	3.200 (81.28)	3.320 (84.33)	3.699 (93.95)	3.510 (89.15)	
71661-7230	30	.700 (17.78)	.820 (20.83)	1.199 (30.45)	1.010 (25.65)	.134 (3.40)
71661-7240	40	.950 (24.13)	1.070 (27.18)	1.449 (36.80)	1.260 (32.00)	
71661-7250	50	1.200 (30.48)	1.320 (33.53)	1.699 (43.15)	1.510 (38.35)	
71661-7260	60	1.450 (36.83)	1.570 (39.88)	1.949 (49.50)	1.760 (44.70)	
71661-7268	68	1.650 (41.91)	1.770 (44.96)	2.149 (54.58)	1.960 (49.78)	
71661-7280	80	1.950 (49.53)	2.070 (52.58)	2.449 (62.20)	2.260 (57.40)	
71661-7300	100	2.450 (62.23)	2.570 (65.28)	2.949 (74.90)	2.760 (70.10)	
71661-7320	120	2.950 (74.93)	3.070 (77.98)	3.449 (87.60)	3.260 (82.80)	
71661-7330	130	3.200 (81.28)	3.320 (84.33)	3.699 (93.95)	3.510 (89.15)	



RECOMMENDED PC BOARD LAYOUT  $\triangle$   
 COMPONENT SIDE  
 FOR 40, 60, 68, 80, 100, 120 CIRCUIT SIZES

K	SEE SHEET 1
---	-------------

DIMENSIONS SHOWN (METRIC) INCH UNLESS OTHERWISE SPECIFIED TOLERANCES ANGULAR ± 1/2°		▽ = 0 ▼ = 0		MFG. SH. REV. LTR. ONLY ON CAD SYSTEM													
<table border="1"> <thead> <tr> <th></th> <th>INCH</th> <th>METRIC</th> </tr> </thead> <tbody> <tr> <td>5 PLACE</td> <td>± .005</td> <td>---</td> </tr> <tr> <td>2 PLACE</td> <td>---</td> <td>± 0.13</td> </tr> <tr> <td>1 PLACE</td> <td>---</td> <td>±</td> </tr> </tbody> </table>			INCH	METRIC	5 PLACE	± .005	---	2 PLACE	---	± 0.13	1 PLACE	---	±	TITLE SALES ASSEMBLY EBBI 50D, VERTICAL PLUG BLIND MATE CONNECTOR			
	INCH	METRIC															
5 PLACE	± .005	---															
2 PLACE	---	± 0.13															
1 PLACE	---	±															
DRAFT WHERE APPLICABLE MUST REMAIN WITHIN DIMENSIONS		MOLEX INCORPORATED L15LEJLL 60532		SHEET NO. 2 DATE 11/17/93													
DRAWN BY: RAN CHK'D BY: RAN APP'D BY: CAB SCALE: 4:1		PART NO. SEE TABLE FILE NAME: S71661.KT 8/97		DRWG. NO. SDA-71661-7*** DIV. C													
THIS DRAWING CONTAINS INFORMATION THAT IS PROPRIETARY TO MOLEX INC. AND SHOULD NOT BE USED WITHOUT WRITTEN PERMISSION.																	