

14118 Stowe Drive, Suite B | Poway, CA 92064
 TEL: (858) 621-2700 | FAX: (858) 486-1927
 URL: www.zcomm.com
 EMAIL: applications@zcomm.com

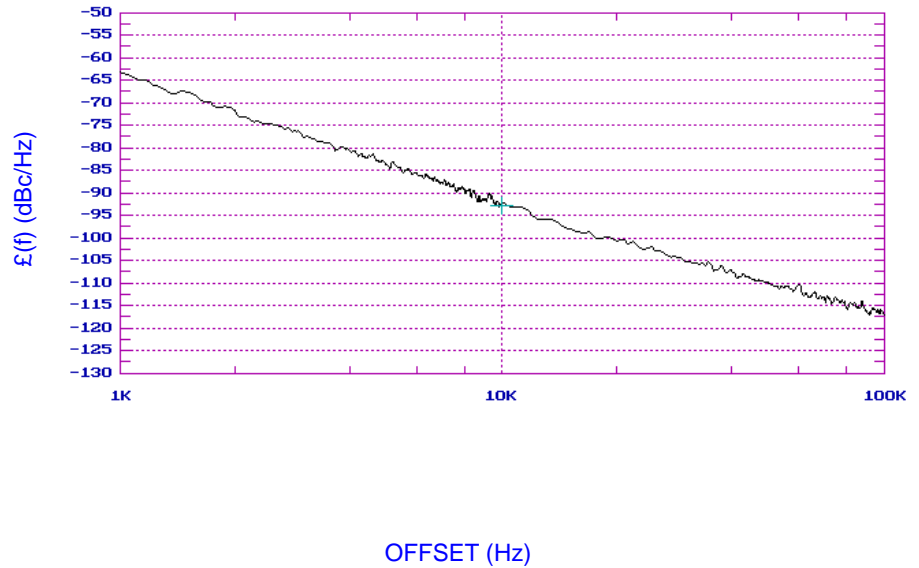
Voltage-Controlled Oscillator Surface Mount Module

Applications

- Satellite Communication Systems
- Earthstations
- Digital Radios

Application Notes

- AN-101: Mounting and Grounding
- AN-102: Output Loading
- AN-107: Manual Soldering



Performance Specifications

	Min	Typ	Max	Units
Oscillation Frequency Range	1700		2508	MHz
Phase Noise @ 10 kHz offset (1 Hz BW)		-90		dBc/Hz
Harmonic Suppression (2nd)		-5	-4	dBc
Tuning Voltage	1		15	Vdc
Tuning Sensitivity (avg.)		89		MHz/V
Power Output	3	8	13	dBm
Load Impedance		50		Ω
Input Capacitance			50	pF
Pushing			5	MHz/V
Pulling (14 dB Return Loss, Any Phase)			17	MHz
Operating Temperature Range	-30		70	$^{\circ}\text{C}$
Package Style	MINI-14S-LOW			

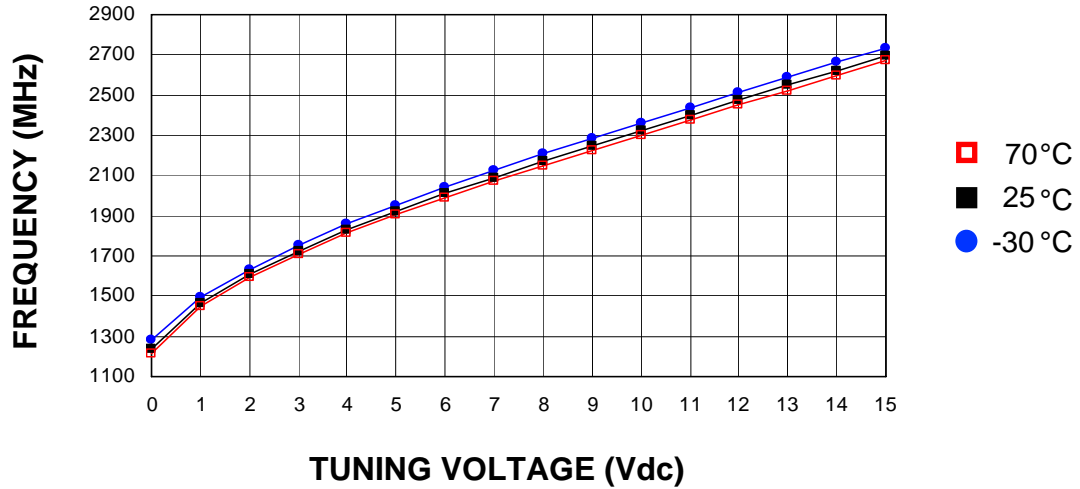
Power Supply Requirements

	Min	Typ	Max	Units
Supply Voltage (Vcc, nom.)		10		Vdc
Supply Current (Icc)		24	30	mA

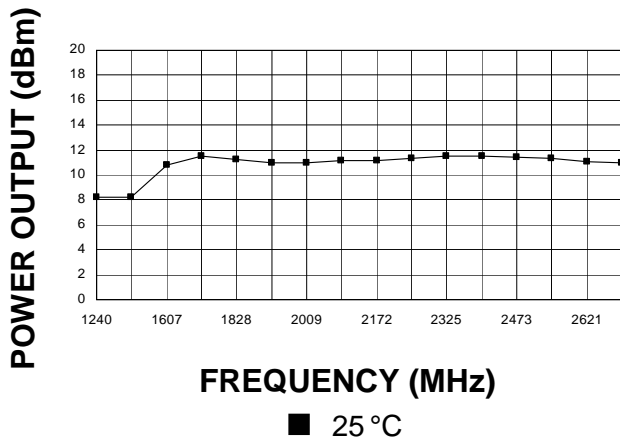
Additional Notes

LFSuffix = RoHS Compliant. All specifications are subject to change without notice.

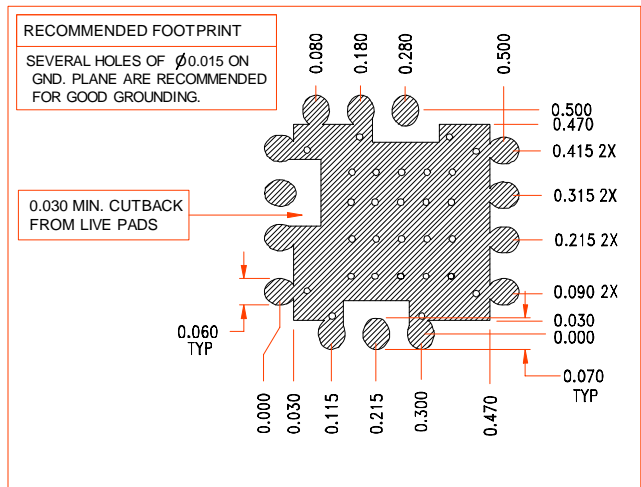
Tuning Curve, typ.



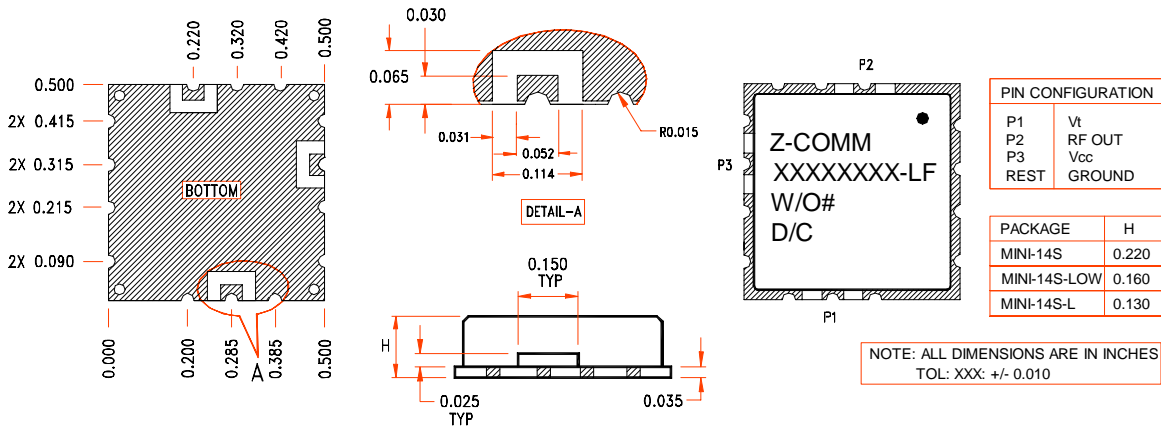
Power Curve, typ.



Footprint



Physical Dimensions



LFSuffix = RoHS Compliant. All specifications are subject to change without notice.