

PLEASE CHECK WWW.MOLEX.COM FOR LATEST PART INFORMATION

Part Number: [0050375103](#)
Status: **Active**
Overview: [spox](#)
Description: 2.50mm (.098") Pitch SPOX™ Wire-to-Board Crimp Housing, Friction Lock, 10 Circuits

Documents:

[3D Model](#) [Product Specification PS-5264-001 \(PDF\)](#)
[Drawing \(PDF\)](#) [RoHS Certificate of Compliance \(PDF\)](#)

Agency Certification

CSA LR37272
 UL E29179

General

Product Family Crimp Housings
 Series [5264](#)
 Overview [spox](#)
 Product Name SPOX™

Physical

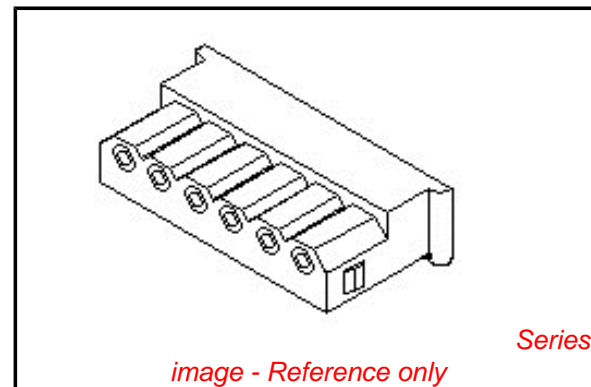
Circuits (maximum) 10
 Flammability 94V-0
 Gender Female
 Glow-Wire Compliant No
 Number of Rows 1
 Packaging Type Bag
 Panel Mount No
 Pitch - Mating Interface (in) 0.098 In
 Pitch - Mating Interface (mm) 2.50 mm
 Polarized to Mating Part Yes
 Stackable No
 Temperature Range - Operating -40°C to +105°C

Material Info

Old Part Number 5264-10

Reference - Drawing Numbers

Packaging Specification SPK-5264-001
 Product Specification PS-5264-001, RPS-5264-001, RPS-5264-002,
 RPS-5264-003, RPS-5264-004, RPS-5264-005,
 RPS-5264-006
 Sales Drawing SD-5264-N



EU RoHS

**ELV and RoHS
 Compliant**
**REACH SVHC
 Contains SVHC: No**
**Halogen-Free
 Status**

China RoHS



**Need more information on product
 environmental compliance?**

Email productcompliance@molex.com
 For a multiple part number RoHS Certificate of
 Compliance, [click here](#)

Please visit the [Contact Us](#) section for any
 non-product compliance questions.

Search Parts in this Series

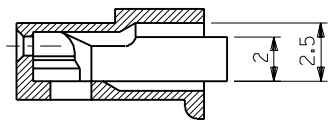
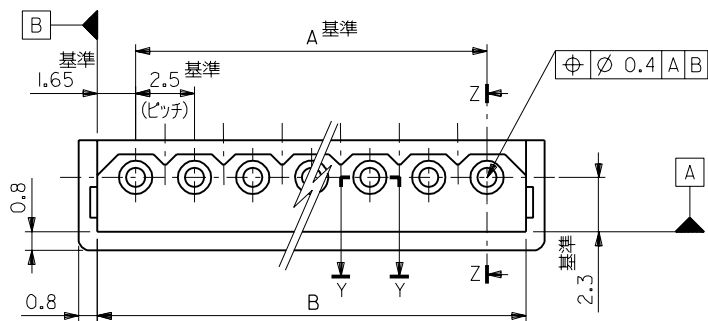
[5264Series](#)

Mates With

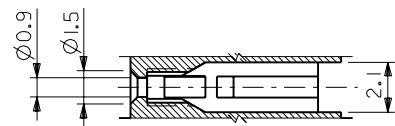
[5267](#) vertical shrouded PCB header, [5268](#)
 right angle shrouded PCB header

Use With

[5263](#)



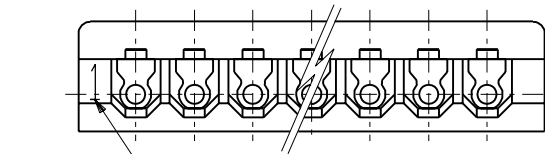
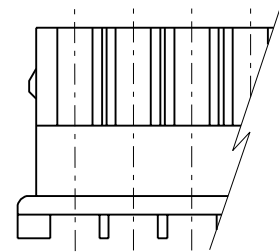
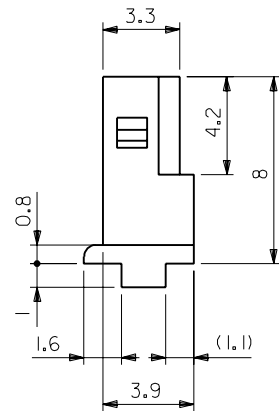
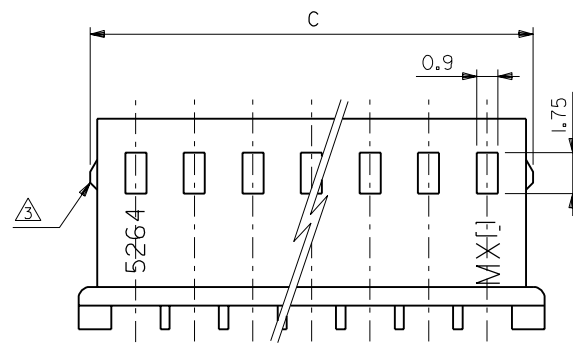
断面 Z-Z



断面 Y-Y

注記:

- 適合端子: 5263PBT
- 嵌合相手: 5267 シリーズ, 5268 シリーズ
- 9極以上はロックなし。



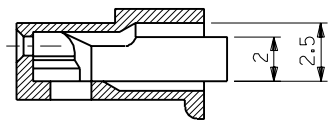
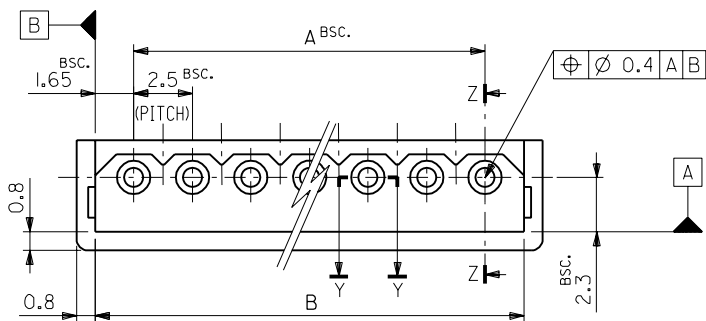
CIRCUIT NO.

	38.3	35	50-37-5153	5264-15	15	
	35.8	32.5	-5143	-14	14	
	33.3	30	-5133	-13	13	
	30.8	27.5	-5123	-12	12	
	28.3	25	-5113	-11	11	
	25.8	22.5	-5103	-10	10	
	23.3	20	-5093	-09	9	
	21.4	20.8	17.5	-5083	-08	8
	18.9	18.3	15	-5073	-07	7
	16.4	15.8	12.5	-5063	-06	6
	13.9	13.3	10	-5053	-05	5
	11.4	10.8	7.5	-5043	-04	4
	8.9	8.3	5	-5033	-03	3
	6.4	5.8	2.5	50-37-5023	5264-02	2
C	B	A	EDP NO.	ENG. NO.	極数	

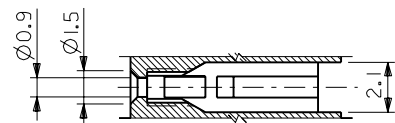
角度 ANGLE	±3°				
30以上 OVER	+0.3				
10以上 30未滿 UNDER	+0.25	H	再作図及び変更	U10590	K.J
10未滿 UNDER	+0.2	記号 LTR	変更内容	DR. CHK.	DATE
一般公差 GENERAL TOLERANCES		REVISE ONLY ON CAD SYSTEM			

材料 MATERIAL	66ナイロン UL94V-0
仕上げ FINISH	—
適用電線範囲 WIRE RANGE	—
被覆外径 INS. RANGE	—
DRAWN BY	CHK'D BY
K.TOJO '91/7/26	M.FUKUSHIMA
APP'D BY	尺 度
M.ENOMOTO	SCALE 5-1

MOLEX-JAPAN CO.,LTD. 日本モレックス株式会社	
EDP. NO.	50-37-5**3
ENG. NO.	SD-5264-N
TITLE 名称	2.5 LOW PROFILE RECEPTACLE HOUSING
REV	H



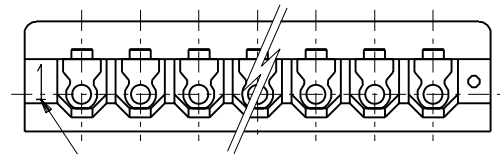
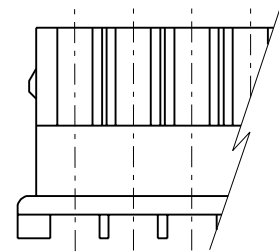
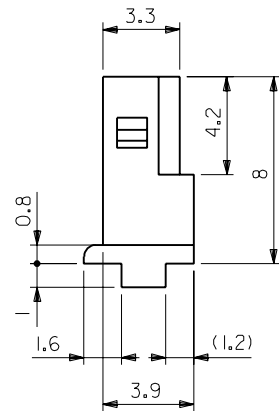
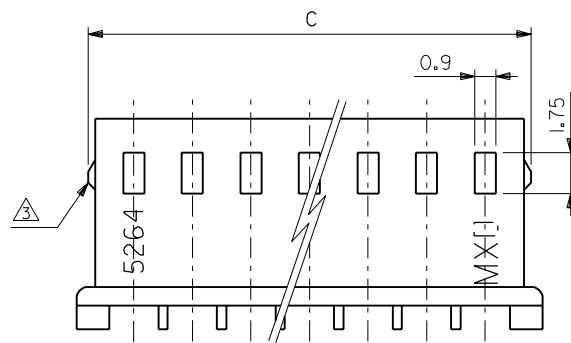
SECT.Z-Z



SECT.Y-Y

NOTES:

1. SUITABLE TERMINAL : 5263SERIES
2. MATES WITH : 5267SERIES,5268SERIES
3. 9 CIRCUITS OR MORE WITHOUT LOOK.



CIRCUIT NO.

	50.8	47.5	50-37-5203	5264-20	20	
	48.3	45	-5193	-19	19	
	45.8	42.5	-5183	-18	18	
	43.3	40	-5173	-17	17	
	40.8	37.5	-5163	-16	16	
	38.3	35	-5153	-15	15	
	35.8	32.5	-5143	-14	14	
	33.3	30	-5133	-13	13	
	30.8	27.5	-5123	-12	12	
	28.3	25	-5113	-11	11	
	25.8	22.5	-5103	-10	10	
	23.3	20	-5093	-09	9	
	21.4	20.8	17.5	-5083	-08	8
	18.9	18.3	15	-5073	-07	7
	16.4	15.8	12.5	-5063	-06	6
	13.9	13.3	10	-5053	-05	5
	11.4	10.8	7.5	-5043	-04	4
	8.9	8.3	5	-5033	-03	3
	6.4	5.8	2.5	50-37-5023	5264-02	2
	C	B	A	EDP NO.	ENG.NO.	CKT.

角度 ANGLE	±3°						
30以上 OVER	+0.3						
10以上 30未滿 UNDER	+0.25	H	REVISED & REDRAWN (J105910)	K.T.	H.A.	9/11/15	
10未滿 UNDER	+0.2		記号 LTR 変更内容 REVISION RECORD	DR. CHK.	日付 DATE		
一般公差 GENERAL TOLERANCES		REVISE ONLY ON CAD SYSTEM					

材料 MATERIAL	66NYLON,UL94V-0	MOLEX-JAPAN CO.,LTD. 日本モレックス株式会社
仕上げ FINISH	—	
適用電線範囲 WIRE RANGE	—	EDP. NO. 50-37-5**3
被覆外径 INS. RANGE	—	ENG. NO. SD-5264-N
DRAWN BY K.TOJO '91/11/5	CHK'D BY '92/01/5 M.FUKUSHIMA	TITLE 名称 2.5 LOW PROFILE RECEPTACLE HOUSING
APP'D BY '92/01/5 M.ENOMOTO	尺度 SCALE 5-1	REV H