

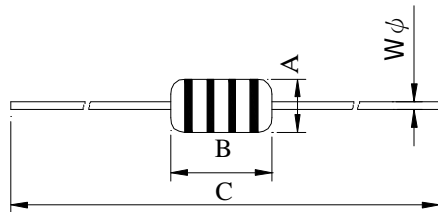
# SPECIFICATION FOR APPROVAL

REF : 20090325-B

PAGE: 1

PROD. NAME	AXIAL INDUCTOR	ABC'S DWG NO.	AA0512□□□□L□-□□□
		ABC'S ITEM NO.	

## I . CONFIGURATION & DIMENSIONS :



A	: 4.8 max.	m/m
B	: 12.0 max.	m/m
C	: 61.0 ref.	m/m
Wφ	: 0.65	m/m

※Color Code :

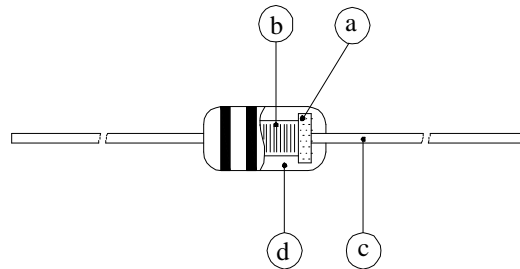
- 1st Color : First Significant Figure
- 2nd Color : Second Significant Figure
- 3rd Color : Multiplier
- 4th Color : Tolerance

## II . SCHEMATIC DIAGRAM :



## III . MATERIALS :

- a . Core : Ferrite DR core
- b . Wire : Enamelled copper wire ( class B )
- c . Terminal : Cu/Ni/Sn
- d . Coating : Epoxy resin
- e . Remark : Products comply with RoHS' requirements



## IV . GENERAL SPECIFICATION :

- a . Temp. rise : 20°C max.
- b . Ambient temp : 60°C max.
- c . Operating temp : -20°C --- 80°C
- d . Terminal tensile strength : 2.5 KG min
- e . Terminal bending strength : 0.5 KG min
- f . Dielectric withstanding voltage : 250 Vrms
- g . Rated current : Base on temp. rise and the DC current which  
Will cause 10% Maximum reduction in inductance.

AR-001A

# SPECIFICATION FOR APPROVAL

REF : 20090325-B

PAGE: 2

PROD. NAME	AXIAL INDUCTOR	ABC'S DWG NO.	AA0512□□□□L□-□□□
		ABC'S ITEM NO.	

## V . ELECTRICAL CHARACTERISTICS :

DWG No.	Inductance		Q min.	Test Freq. (MHz)	SRF (MHz) min	RDC (Ω) max	IDC (mA) max	Color Code			
	(μH)	Tol.						1st	2nd	3rd	4th
AA0512330KL□-□□□	33	±10%	40	2.520	7.00	0.45	500	O	O	BK	SL
AA0512470KL□-□□□	47	±10%	30	2.520	5.00	0.50	450	Y	V	BK	SL
AA0512680KL□-□□□	68	±10%	30	2.520	4.00	0.60	380	BU	GY	BK	SL
AA0512101KL□-□□□	100	±10%	30	0.796	3.00	0.75	320	BN	BK	BN	SL
AA0512221KL□-□□□	220	±10%	30	0.796	0.80	1.05	280	R	R	BN	SL
AA0512471KL□-□□□	470	±10%	35	0.796	1.50	2.50	200	Y	V	BN	GD
AA0512102JL□-□□□	1000	± 5%	50	0.252	1.20	4.80	140	BN	BK	R	GD
AA0512122JL□-□□□	1200	± 5%	50	0.252	1.00	5.00	130	BN	R	R	GD
AA0512152JL□-□□□	1500	± 5%	45	0.252	1.00	6.50	120	BN	GN	R	GD
AA0512222JL□-□□□	2200	± 5%	40	0.252	0.80	9.00	90	R	R	R	GD
AA0512332JL□-□□□	3300	± 5%	40	0.252	0.60	18.00	75	O	O	R	GD
AA0512392JL□-□□□	3900	± 5%	40	0.252	0.60	20.00	70	O	W	R	GD
AA0512472JL□-□□□	4700	± 5%	40	0.252	0.50	26.00	60	Y	V	R	GD
AA0512822JL□-□□□	8200	± 5%	40	0.252	0.38	40.00	50	GY	R	R	GD
AA0512103JL□-□□□	10000	± 5%	30	0.079	0.32	48.00	45	BN	BK	O	GD
AA0512223JL□-□□□	22000	± 5%	30	0.079	0.24	136.00	25	R	R	O	GD
AA0512473JL□-□□□	47000	± 5%	20	0.079	0.16	240.00	20	Y	V	O	GD

1). □ : Package Information---A : Bulk    B : Taping / Reel

2). "-□□□":Reference code

AR-001A



# SPECIFICATION FOR APPROVAL

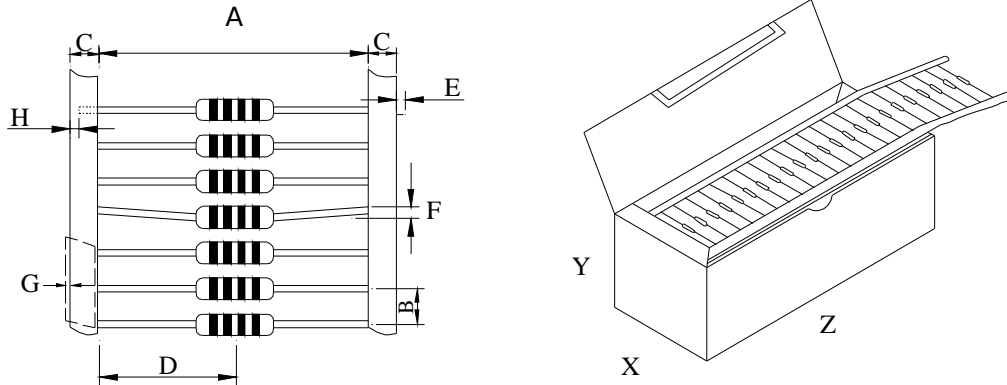
REF : 20090325-B

PAGE: 3

PROD. NAME	AXIAL INDUCTOR	ABC'S DWG NO.	AA0512□□□□L□-□□□
		ABC'S ITEM NO.	

## VI . PACKAGING INFORMATION FOR ALA HORIZONTAL TAPING IN BOX

(1) Configuration



(2) Dimensions

Unit:m/m

Style	Item	Specification	Item	Specification
T 52	A	52.00±1.50	C	6.00±1.00
	D	26.00±1.50	E	0.50 ( max )
	X	76.00±1.50	F	1.00 ( max )
	B	5.00±0.50	G	1.00 ( max )
	H	2.50 ( max )		

(3) Q'TY & G.W. Per package

Series	Inner : Box			Outer : Carton		
	Q'TY (pcs)	G.W. (gw)	Size ( m/m )	Q'TY (pcs)	G.W. (Kg)	Size (cm)
AA0512	1000	600	256 x 76 x 106	12,000	7.80	37.6 x 26.6 x 34.5

AR-001A

# SPECIFICATION FOR APPROVAL

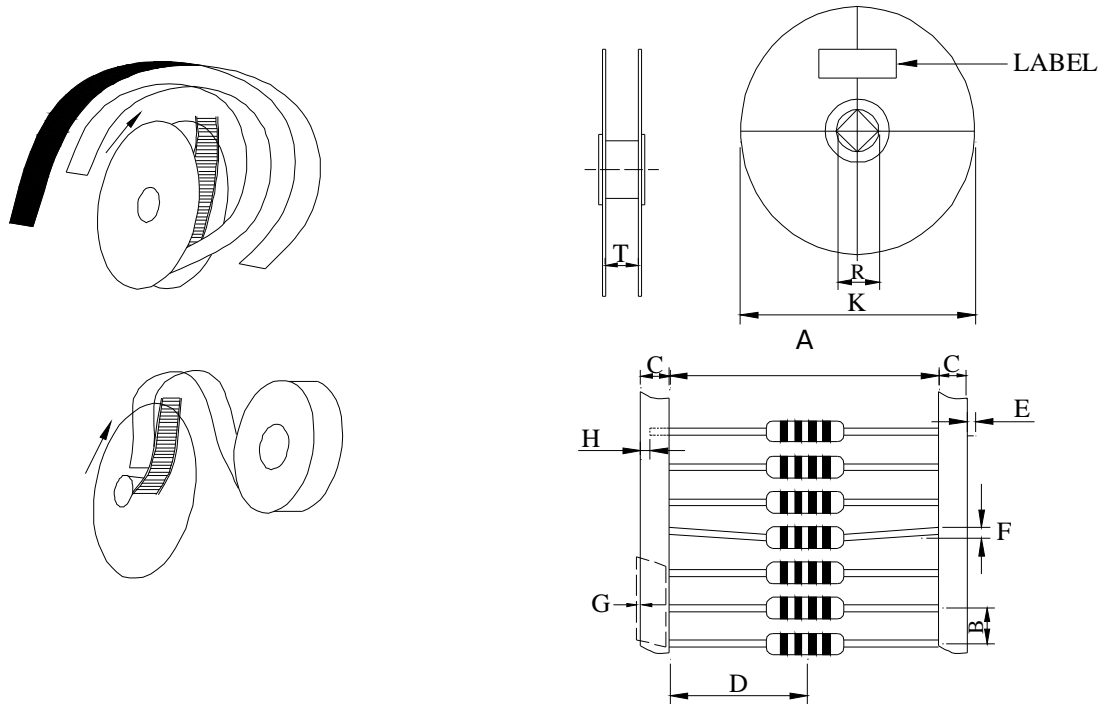
REF: 20090325-B

PAGE: 4

PROD. NAME	AXIAL INDUCTOR	ABC'S DWG NO. ABC'S ITEM NO.	AA0512□□□□L□-□□□
---------------	----------------	---------------------------------	------------------

## VII . PACKAGING INFORMATION FOR ALA HORIZONTAL TAPING IN REEL

### ( 1 ) CONFIGURATION



### ( 2 ) DIMENSIONS

Unit:m/m

Item	Specification	Item	Specification
A	52.00±1.50	F	1.00 ( max )
B	5.00±0.50	G	1.00 ( max )
C	6.00±1.00	K	355.00±0.50
D	26.00±1.50	R	15.00±0.50
E	0.50 ( max )	T	71.00±3.00
H	2.50 ( max )		

### ( 3 ) Q'TY & G.W. PER PACKAGE

Series	Inner : Reel			Outer : Carton		
	QTY (pcs)	G.W. (gw)	Size ( m/m )	QTY (pcs)	G.W. (Kg)	Size (cm)
AA0512	3,000	1,200	370 x 370 x 85	12,000	6.5	37.9 x 37.9 x 37.3

AR-001A

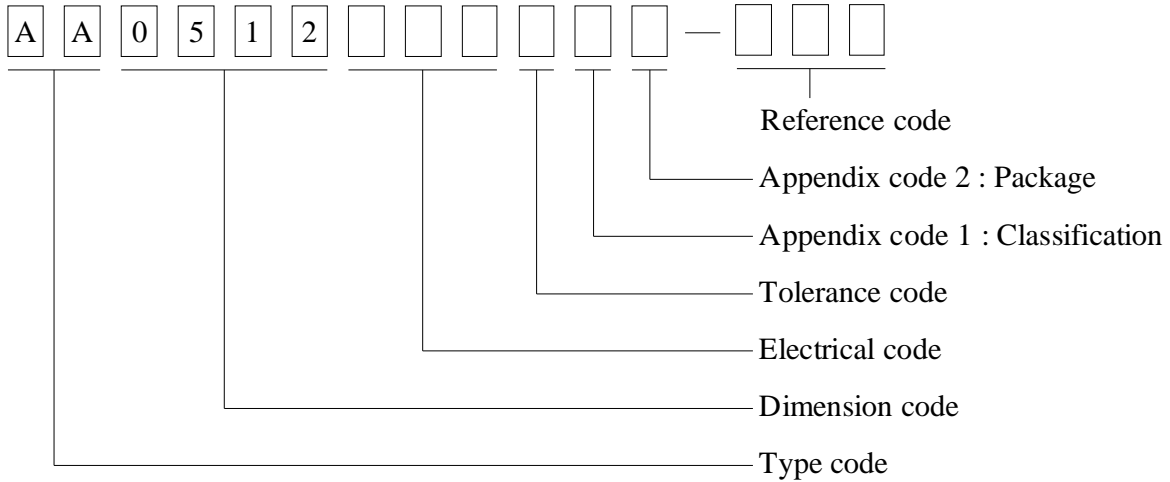
# SPECIFICATION FOR APPROVAL

REF : 20090325-B

PAGE: 5

PROD. NAME	AXIAL INDUCTOR	ABC'S DWG NO.	AA0512□□□□L□-□□□
		ABC'S ITEM NO.	

**VIII . DWGING NUMBER EXPRESSION :**



**Appendix code 1 : Product Classification**

- L : Lead Free Standard products comply with RoHS' requirements
- 1 ~ 9 : Lead Free Special products comply with RoHS' requirements

**Appendix code 2 : Package Information**

Code	Inner package	Inner package QTY	Remark
A	Bag	100 pcs	
B	T / R ( T52 Reel package )	3000 pcs	
C	T / R ( T52 Box package )	1000 pcs	

# SPECIFICATION FOR APPROVAL

REF : 20090325-B

PAGE: 6

PROD. NAME	AXIAL INDUCTOR	ABC'S DWG NO.	AA0512□□□□L□-□□□
		ABC'S ITEM NO.	

**IX . UL CARD :**

OBMW2
September 8, 2000

Magnet Wire-Component

JUNG SHING WIRE CO LTD
E174837

231 CHUNG CHENG RD, SEC 3 JEN-TEH HSIANG, TAINAN  
HSIEN TAIWAN

Mtl Dsg	Mark Dsg	BC	Coat Typ	OC	ANSI Type	Temp Class
AIW	---	Polyamideimide	---	---	MW81-C	220
CFUEWB	---	Polyurethane	---	---	MW75C	130
EIAIW	---	Polyesterimide	Polyamideimide	---	MW35C	200
EILOCKY	---	Polyesterimide	Polyamide	---	---	180
EILOCKW	---	Polyesterimide	Modified Epoxy	---	---	200
EIW	---	Polyesterimide	---	---	---	220
EIW-2	---	Polyesterimide	---	---	MW74-C	200
FL.EILOCKY	---	Modified Polyester	Polyamide	---	---	155
LSFFW	---	Polyurethane	---	---	MW79-C	155
LSUEW	---	Polyurethane	---	---	---	130
PEW	---	Polyester	---	---	---	155
PEY	---	Polyester	Nylon	---	MW24-C	155
SF.FLW	---	Modified Polyester	---	---	MW26C	155
SF.EIW	---	Polyesterimide	---	---	MW77C	180
SF.BY@	---	Modified Polyester	Nylon	---	MW27-C	155
SF.FLY@	---	Modified Polyester	Nylon	---	MW27-C	155
SF.BLOCKBS	---	Modified Polyester	Modified Polyamide	---	---	155
SF.EILOCKY#	---	Polyesterimide	Polyamide	---	---	180
SF.EILOCKBS	---	Polyesterimide	Modified Polyamide	---	---	180
SF.BW@	---	Modified Polyester	---	---	MW26C	155
SFFW	---	Polyurethane	---	---	MW79	155

287806002
Page 1 of 2
A not-for-profit organization dedicated to public safety and committed to quality service

Mtl Dsg	Mark Dsg	BC	Coat Typ	OC	ANSI Type	Temp Class
SFFY	---	Polyurethane	---	Polyamide	MW80C	155
UEW-1	---	Polyurethane	---	---	MW2-C	105
UEW-2	---	Polyurethane	---	---	---	130
UEW-4	---	Polyurethane	---	---	MW75C	130
UEY	---	Polyurethane	Nylon	---	MW28-C	130
UEY-2	---	Polyurethane	Polyamide	---	MW28-C	130

@ - May be suffixed by LZ; # - May be suffixed by LZ, EL or LZL  
 LZ - Signifies magnd wires twisted together; EL - signifies base coated magnet wire laid parallel with top coat applied overall; LZL - signifies base coated magnet wire twisted together and covered with top coat overall.

Marking: Company name or trademarks or 榮星電線, material designation or marked designation on packaed or reel, and Recognized Component Mark.

See General Information Preceding These Recognitions  
 For use only in equipment where the acceptability of the combination is determined by Underwriters Laboratories Inc.

287806002
Page 2 of 2
OBMW2E174837  
September 8, 2000

AR-001A

