



# CHENMKO ENTERPRISE CO.,LTD

Lead free devices

**CH721UPT**

## SURFACE MOUNT

### SCHOTTKY BARRIER DIODE

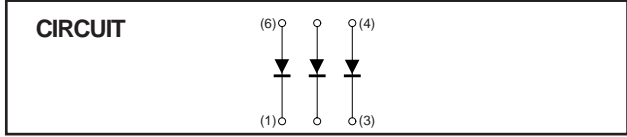
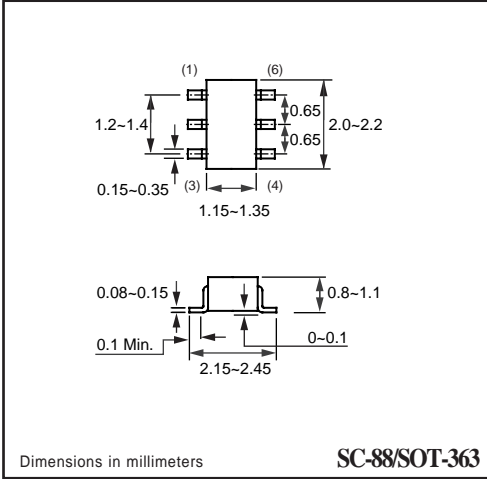

VOLTAGE 40 Volts CURRENT 0.2 Ampere

**APPLICATION**  
\* High speed switching

**FEATURE**  
\* Small surface mounting type. (SC-88/SOT-363)  
\* Low VF and low IR  
\* Three diodes in parallel installation

**CONSTRUCTION**  
\* Silicon epitaxial planar

**MARKING**  
\* JD



**MAXIMUM RATINGS** ( At TA = 25°C unless otherwise noted )

RATINGS	SYMBOL	CH721UPT	UNITS
Maximum Recurrent Peak Reverse Voltage	VRRM	40	Volts
Maximum RMS Voltage	VRMS	28	Volts
Maximum DC Blocking Voltage	VDC	40	Volts
Maximum Average Forward Rectified Current	IO	0.2	Amps
Peak Forward Surge Current at 8.3 mSec single half sine-wave	IFSM	0.6	Amps
Typical Junction Capacitance between Terminal (Note 1)	CJ	2.0	pF
Maximum Operating Temperature Range	TJ	+125	°C
Storage Temperature Range	TSTG	-40 to +125	°C

**ELECTRICAL CHARACTERISTICS** ( At TA = 25°C unless otherwise noted )

CHARACTERISTICS	SYMBOL	CH721UPT	UNITS
Maximum Instantaneous Forward Voltage at IF= 200mA	VF	0.50	Volts
Maximum Average Reverse Current at VR= 10V	IR	1.0	uAmps

NOTES : 1. Measured at 1.0 MHz and applied reverse voltage of 1.0 volts.  
2. ESD sensitive product handling required.

## RATING CHARACTERISTIC CURVES ( CH721UPT )

FIG. 1 - FORWARD CHARACTERISTICS

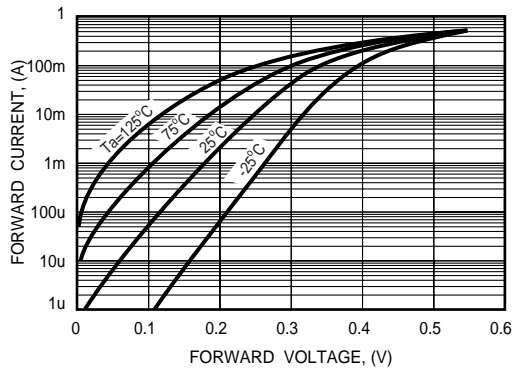


FIG. 2 - REVERSE CHARACTERISTICS

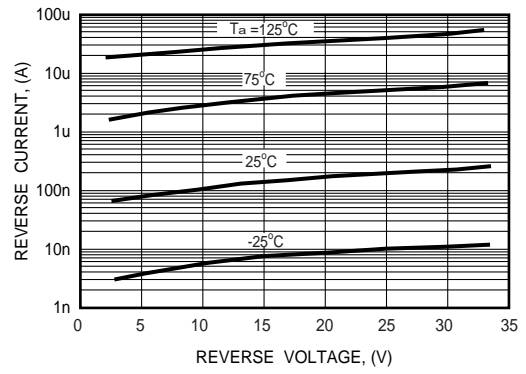


FIG. 3 - TYPICAL JUNCTION CAPACITANCE

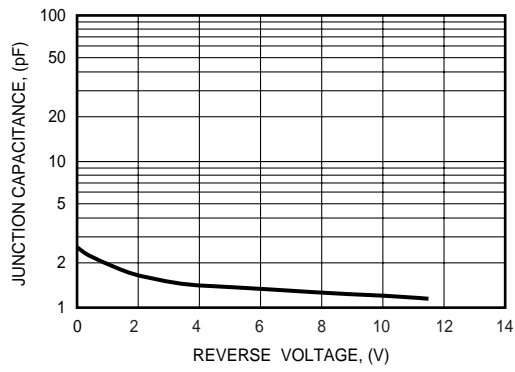


FIG. 4 - TYPICAL FORWARD CURRENT DERATING CURVE

