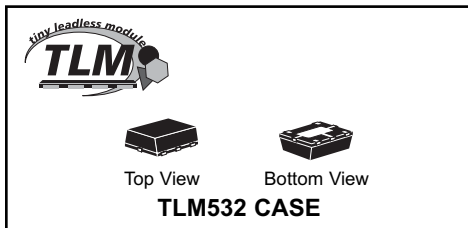




CTLS5064-M532
CTLS5064R-M532

**SURFACE MOUNT
SILICON CONTROLLED RECTIFIER**



Central™ Semiconductor Corp.

DESCRIPTION:

The CENTRAL SEMICONDUCTOR CTLS5064-M532 and CTLS5064R-M532 (reverse pinout) are epoxy molded PNP Silicon Controlled Rectifiers manufactured in a TLM532 case, designed for control systems and sensing circuit applications.

CTLS5064-M532 MARKING CODE: CS64

CTLS5064R-M532 MARKING CODE: CFF

FEATURES:

- Device is **Halogen Free** by Design
- Device is **RoHS** compliant
- High Voltage ($V_{DRM}=400V$ MAX)

MAXIMUM RATINGS: ($T_A=25^\circ C$)

Peak Repetitive Off-State Voltage
Peak Repetitive Reverse Voltage
RMS On-State Current
Average On-State Current
Power Dissipation
Operating and Storage Junction Temperature
Thermal Resistance

SYMBOL

V_{DRM} 400
 V_{RRM} 400
 $I_T(RMS)$ 0.8
 $I_T(AV)$ 0.51
 P_D 1.0
 T_J, T_{stg} -65 to +150
 Θ_{JA} 77

UNITS

V
V
A
A
W
 $^\circ C$
 $^\circ C/W$

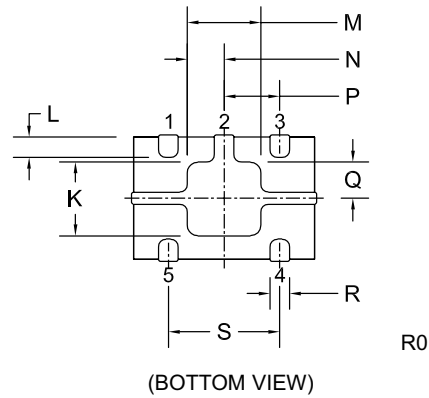
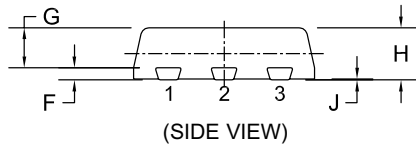
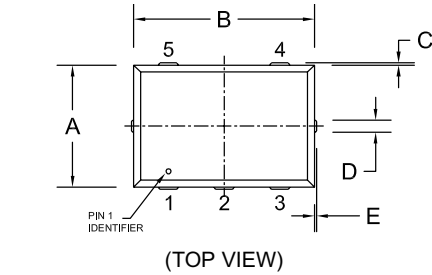
ELECTRICAL CHARACTERISTICS: ($T_A=25^\circ C$ unless otherwise noted)

SYMBOL	TEST CONDITIONS	MIN	TYP	MAX	UNITS
I_{DRM}	$V_D=Rated V_{DRM}, R_{GK}=1K\Omega$			1.0	μA
I_{RRM}	$V_D=Rated V_{DRM}, R_{GK}=1K\Omega$			1.0	μA
I_{DRM}	$V_D=Rated V_{DRM}, R_{GK}=1K\Omega, T_A=125^\circ C$			50	μA
I_{RRM}	$V_D=Rated V_{DRM}, R_{GK}=1K\Omega, T_A=125^\circ C$			50	μA
V_T	$I_T=1.2A$			1.7	V
I_{GT}	$V_D=7.0V, R_L=100\Omega, R_{GK}=1K\Omega$			200	μA
V_{GT}	$V_D=7.0V, R_L=100\Omega, R_{GK}=1K\Omega$			0.8	V
V_{GD}	$V_D= Rated V_{DRM}, R_L=100\Omega, T_A=125^\circ C$	0.1			V
I_H	$V_D=7.0, R_{GK}=1K\Omega$			5.0	mA
t_{ON}	$V_D= Rated V_{DRM}, I_{GT}=1.0mA, R_{GK}=1.0\Omega,$ $di/dt=6.0A/\mu s$		2.8		μs

R1 (7-February 2008)

**SURFACE MOUNT
SILICON CONTROLLED RECTIFIER**

TLM532 - MECHANICAL OUTLINE

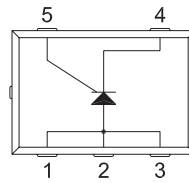


SYMBOL	DIMENSIONS			
	INCHES		MILLIMETERS	
	MIN	MAX	MIN	MAX
A	0.075	0.083	1.900	2.100
B	0.114	0.122	2.900	3.100
C	---	0.005	---	0.125
D	0.007	0.012	0.170	0.300
E	---	0.005	---	0.125
F	0.006	0.010	0.150	0.250
G	0.026	0.030	0.650	0.750
H	0.031	0.039	0.800	1.000
J	0.000	0.002	0.000	0.050
K	0.044	0.052	1.120	1.320
L	0.008	0.018	0.200	0.450
M	0.044	0.052	1.120	1.320
N	0.020	0.028	0.510	0.710
P	0.037		0.950	
Q	0.020	0.028	0.510	0.710
R	0.013	0.017	0.330	0.430
S	0.075		1.900	

TLM532 (REV:R0)

PIN CONFIGURATION

CTLS5064-M532

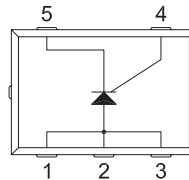


LEAD CODE:

- 1) Anode
- 2) Anode
- 3) Anode
- 4) Cathode
- 5) Gate

MARKING CODE: CS64

CTLS5064R-M532

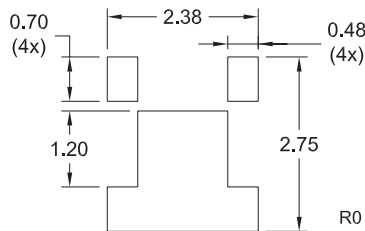


LEAD CODE:

- 1) Anode
- 2) Anode
- 3) Anode
- 4) Gate
- 5) Cathode

MARKING CODE: CFF

SUGGESTED MOUNTING PADS
(Dimensions in mm)



R0

R1 (7-February 2008)