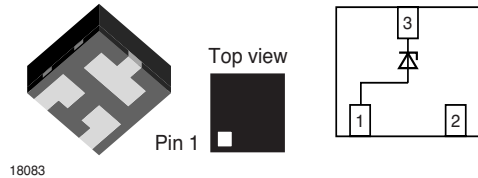


## ESD Protection Diode

### Features

- Transient protection for data lines as per IEC 61000-4-2 (ESD) 15 kV (air) 8 kV (contact) IEC 61000-4-5 (Lightning) see  $I_{PPM}$  below
- Space saving LLP package
- Lead (Pb)-free component
- Component in accordance to RoHS 2002/95/EC and WEEE 2002/96/EC



### Mechanical Data

**Case:** LLP75-3B Plastic case

**Molding Compound Flammability Rating:**  
UL 94 V-0

**Terminals:** High temperature soldering guaranteed:  
260 °C/10 sec. at terminals

**Weight:** approx. 5.2 mg

### Parts Table

Part	Ordering code	Marking	Remarks
GSOT03-HT3	GSOT03-HT3-GS08	A3	Tape and Reel
GSOT04-HT3	GSOT04-HT3-GS08	A4	Tape and Reel
GSOT05-HT3	GSOT05-HT3-GS08	A5	Tape and Reel
GSOT08-HT3	GSOT08-HT3-GS08	A6	Tape and Reel
GSOT12-HT3	GSOT12-HT3-GS08	A7	Tape and Reel
GSOT15-HT3	GSOT15-HT3-GS08	A8	Tape and Reel
GSOT24-HT3	GSOT24-HT3-GS08	A9	Tape and Reel
GSOT36-HT3	GSOT36-HT3-GS08	AA	Tape and Reel

### Absolute Maximum Ratings

Ratings at 25 °C, ambient temperature unless otherwise specified

Parameter	Test condition	Symbol	Value	Unit
Peak power dissipation <sup>1)</sup>	8/20 μs pulse	$P_{PK}$	300	W
Forward surge current	8.3 ms single half sine-wave	$I_{FSM}$	7	A

<sup>1)</sup> Non-repetitive current pulse and derated above  $T_A = 25$  °C

### Thermal Characteristics

Ratings at 25 °C, ambient temperature unless otherwise specified

Parameter	Test condition	Symbol	Value	Unit
Operation and storage temperature range		$T_{stg}, T_J$	- 55 to + 150	°C

# GSOT03-HT3 to GSOT36-HT3



Vishay Semiconductors

## Electrical Characteristics

Part Number	Device Marking Code	Rated Stand-off Voltage	Minimum Breakdown Voltage	Maximum Clamping Voltage		Maximum Peak Pulse Current $t_p = 8/20 \mu s$	Maximum Leakage Current @ $V_{WM}$	Maximum Capacitance @ 0 V, 1 MHz
				@ $I_{PP} = 1 A$	@ $I_{PP} = 5 A$			
				$V_{WM}$ V	$V_{BR}$ V			
GSOT03-HT3	A3	3.3	4	6.5	7.5	18	125	800
GSOT04-HT3	A4	4	5	8.5	10.5	17	125	800
GSOT05-HT3	A5	5	6	9.8	12.5	17	100	550
GSOT08-HT3	A6	8	8.5	13.4	15	15	10	400
GSOT12-HT3	A7	12	13.3	19	28	12	2	185
GSOT15-HT3	A8	15	16.7	24	35	10	1	140
GSOT24-HT3	A9	24	26.7	43	60	5	1	83
GSOT36-HT3	AA	36	40	60	75	2	1	80

## Typical Characteristics ( $T_{amb} = 25 \text{ }^\circ C$ unless otherwise specified)

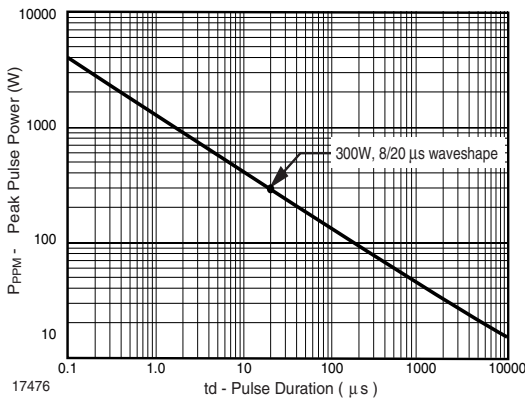


Figure 1. Non -Repetitive Peak Pulse Power vs. Pulse Time

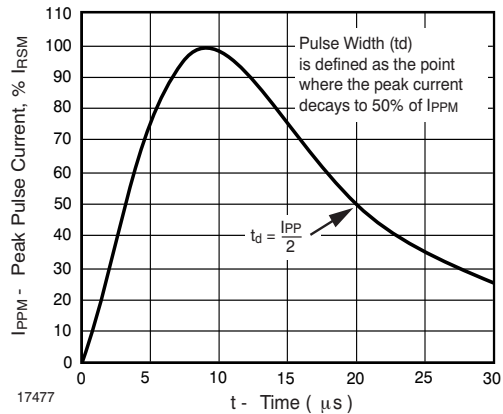


Figure 2. Pulse Waveform

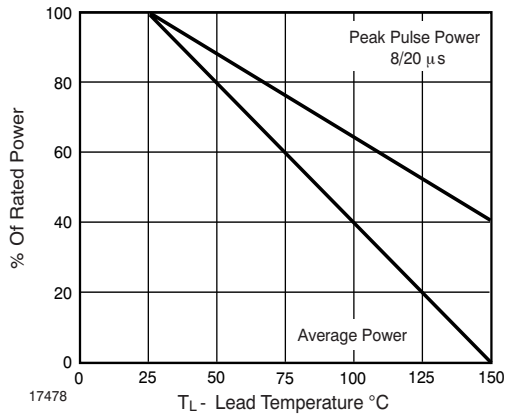
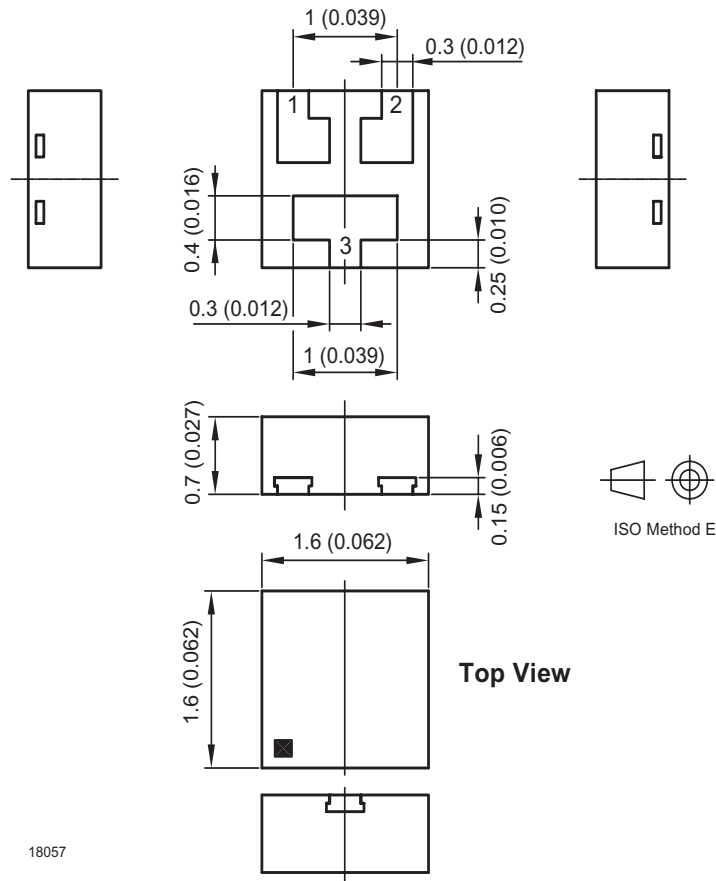


Figure 3. Power Derating

## Package Dimensions in mm (Inches)



## Ozone Depleting Substances Policy Statement

It is the policy of Vishay Semiconductor GmbH to

1. Meet all present and future national and international statutory requirements.
2. Regularly and continuously improve the performance of our products, processes, distribution and operating systems with respect to their impact on the health and safety of our employees and the public, as well as their impact on the environment.

It is particular concern to control or eliminate releases of those substances into the atmosphere which are known as ozone depleting substances (ODSs).

The Montreal Protocol (1987) and its London Amendments (1990) intend to severely restrict the use of ODSs and forbid their use within the next ten years. Various national and international initiatives are pressing for an earlier ban on these substances.

Vishay Semiconductor GmbH has been able to use its policy of continuous improvements to eliminate the use of ODSs listed in the following documents.

1. Annex A, B and list of transitional substances of the Montreal Protocol and the London Amendments respectively
2. Class I and II ozone depleting substances in the Clean Air Act Amendments of 1990 by the Environmental Protection Agency (EPA) in the USA
3. Council Decision 88/540/EEC and 91/690/EEC Annex A, B and C (transitional substances) respectively.

Vishay Semiconductor GmbH can certify that our semiconductors are not manufactured with ozone depleting substances and do not contain such substances.

We reserve the right to make changes to improve technical design  
and may do so without further notice.

Parameters can vary in different applications. All operating parameters must be validated for each customer application by the customer. Should the buyer use Vishay Semiconductors products for any unintended or unauthorized application, the buyer shall indemnify Vishay Semiconductors against all claims, costs, damages, and expenses, arising out of, directly or indirectly, any claim of personal damage, injury or death associated with such unintended or unauthorized use.

Vishay Semiconductor GmbH, P.O.B. 3535, D-74025 Heilbronn, Germany



---

**Notice**

Specifications of the products displayed herein are subject to change without notice. Vishay Intertechnology, Inc., or anyone on its behalf, assumes no responsibility or liability for any errors or inaccuracies.

Information contained herein is intended to provide a product description only. No license, express or implied, by estoppel or otherwise, to any intellectual property rights is granted by this document. Except as provided in Vishay's terms and conditions of sale for such products, Vishay assumes no liability whatsoever, and disclaims any express or implied warranty, relating to sale and/or use of Vishay products including liability or warranties relating to fitness for a particular purpose, merchantability, or infringement of any patent, copyright, or other intellectual property right.

The products shown herein are not designed for use in medical, life-saving, or life-sustaining applications. Customers using or selling these products for use in such applications do so at their own risk and agree to fully indemnify Vishay for any damages resulting from such improper use or sale.