



Data Sheet



Product Category: RF SAW Filter

Part Number
802-RF881.5M-B

Package
3.0 x 3.0 SMD

Application
CDMA Rx

Last Modified
Apr. 12 2003

TYPE :
881.5 MHz RF SAW Filter

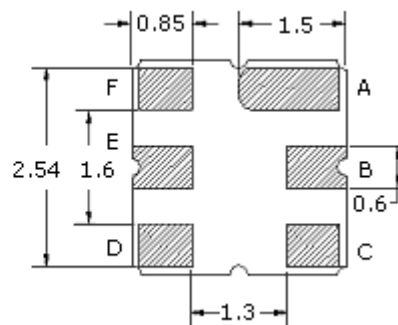
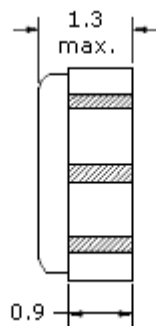
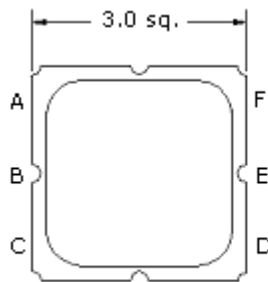
PART NUMBER :
802-RF881.5M-B



OPERATING CONDITIONS / ELECTRICAL CHARACTERISTICS

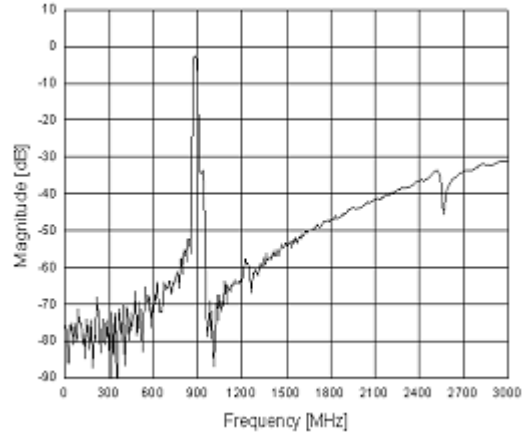
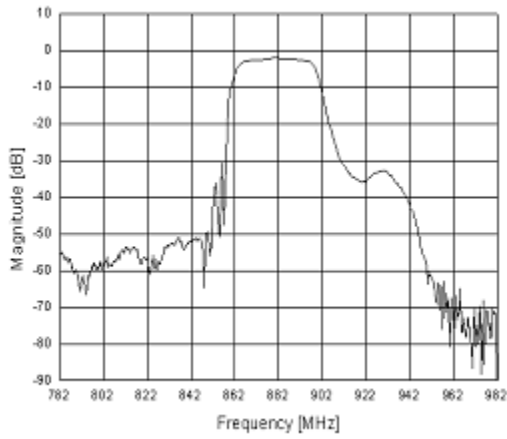
PARAMETERS	Condition	Minimum	Typical	Maximum	Units
Center Frequency	-	-	881.5	-	MHz
Insertion Loss	869.0 ~ 894.0 MHz	-	2.8	3.5	dB
DC Voltage	-	-	-	5	V
Input Power	-	-	-	15	dBm
Operating Temperature	-	-30	-	+65	°C
Storage Temperature	-	-40	-	+85	°C
Ripple	869.0 ~ 894.0 MHz	-	0.7	1.6	dB
Stopband Attenuation	DC ~ 779MHz	50.0	57.0	-	dB
	779.0 ~ 849.0 MHz	45.0	49.0	-	
	914.0 ~ 970.0 MHz	28.0	33.0	-	
	970.0 ~ 1049.0 MHz	50.0	62.0	-	
	1049.0 ~ 2000.0 MHz	40.0	46.0	-	
VSWR	869.0 ~ 894.0 MHz	-	1.7	2.0	-
Terminating Impedance	-	-	50	-	ohm

* Maximum Rating (Ta=25°C)
** Custom SAW RF Filters available. Contact Oscilent for assistance.

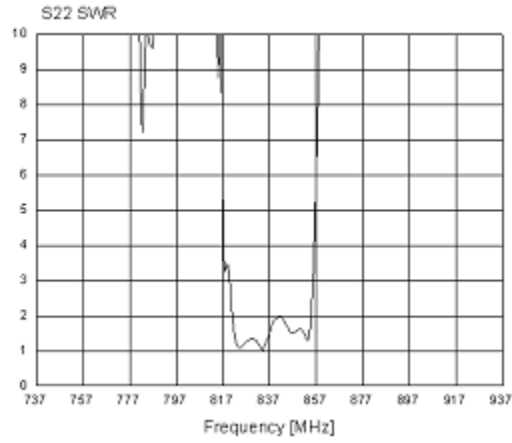
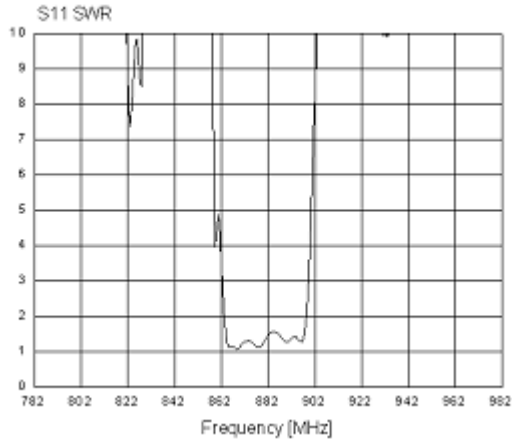


Pin Layout	
A	Ground
B	Output
C	Ground
D	Ground
E	Input
F	Ground

Frequency Reponse



VSWR (S11, S22)



Smith Chart



Oscilent Corporation - CALL **949.252.0522**
 17962 Sky Park Circle . Building D . Irvine . CA 92614 . USA
 Fax: 949.252.0599 . E-Mail: Sales@Oscilent.com

Part No.: 802-RF881.5M-B