

Features

- Frequency Range: 10~400MHz
- High Efficiency :17dBm /35mA(Typical)
- Active Bias Design Supply Temperature Compensation
- Standard Hermetic Package
- Operating Temperature Range:-55°C ~ +85°C

Specifications (50 Ω, V_{CC} = +15V, T_A=-55°C ~ +85°C)

Parameter	Symbol	Unit	Guaranteed	Typical
Frequency Range	f _L ~f _H	MHz	10~400	--
Gain	G _p	dB	≥13.0	14.0
Gain Flatness	ΔG _p	dB	≤1.0 Δ	0.5
Noise Figure	F _n	dB	≤4.0 Δ	3.5
Input VSWR	VSWR _i	--	≤2.0:1 Δ	1.5:1
Output VSWR	VSWR _o	--	≤2.0:1 Δ	1.5:1
Output Power @ 1dB Compression	P ₋₁	dBm	≥16.0 * Δ	17.0
DC Current	I _{cc}	mA	--	35

1) μ*f = 200MHz; “Δ” T_A=24 ± 1°C;

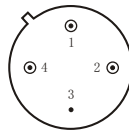
2) The G_p and P₋₁ will be reduced 0.2dB and 2.0dB respectively (I_{cc}=28mA Typ)

Maximum Rating

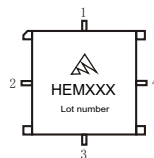
DC Voltage : +18VDC

RF Input: +10dBm

Storage Temperature: +125°C



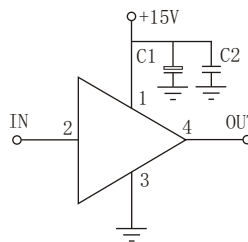
T0-8C



SMO-8C

Application Notes

1. Typical application shown as right, C₁=3.3~22 μF ; C₂=3300~6800pF;
2. Interchanged directly with AM151 from M/A COM Company and A78 from W-J Company;
3. See assembly section for mounting information
4. Connectorized package(SMA-1)available



Typical Curves

