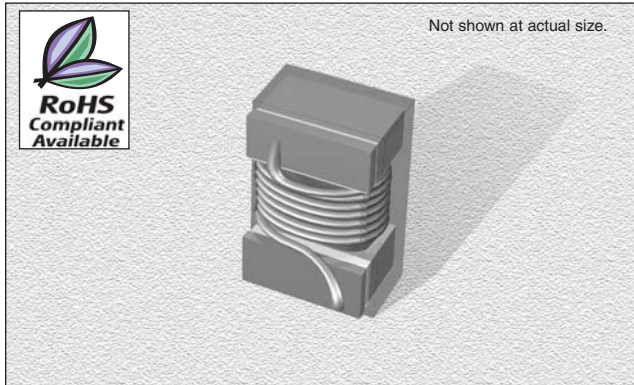


CT1008LS Series

From 1.0 μH to 15 μH



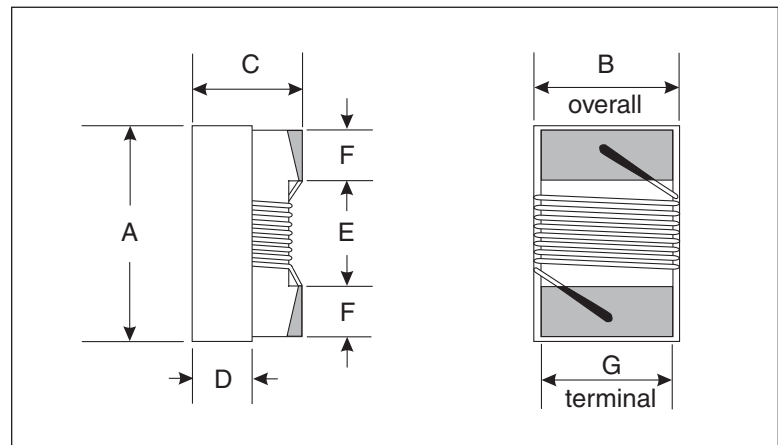
SPECIFICATIONS

Please specify tolerance code when ordering.
 CT1008LS-122 ← J = $\pm 5\%$, K = $\pm 10\%$, M = $\pm 20\%$
 CT1008LSE Please specify "F" for RoHS compliant

Part Number	Inductance (μH)	L Test Freq. (MHz)	Q Fact. Min.	Q Test Freq. (MHz)	SRF Min. (MHz)	DCR Max. (Ω)	Rated DC (mA)
CT1008LS_-102_	1.0	7.9	48	50	230	0.62	700
CT1008LS_-122_	1.2	7.9	48	50	210	0.68	650
CT1008LS_-152_	1.5	7.9	41	50	190	0.76	630
CT1008LS_-182_	1.8	7.9	39	50	170	0.84	600
CT1008LS_-222_	2.2	7.9	34	50	150	1.10	520
CT1008LS_-272_	2.7	7.9	34	50	135	1.28	490
CT1008LS_-332_	3.3	7.9	32	50	120	1.46	450
CT1008LS_-392_	3.9	7.9	32	7.9	105	1.56	420
CT1008LS_-472_	4.7	7.9	31	7.9	90	1.68	400
CT1008LS_-562_	5.6	7.9	31	7.9	80	1.82	380
CT1008LS_-682_	6.8	7.9	31	7.9	70	2.00	360
CT1008LS_-822_	8.2	7.9	23	7.9	65	2.65	330
CT1008LS_-103_	10	7.9	31	7.9	60	2.95	300
CT1008LS_-153_	15	7.9	35	7.9	38	2.40	450

PHYSICAL DIMENSIONS

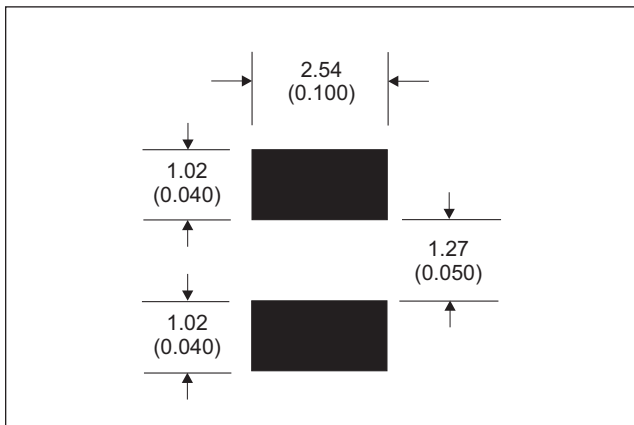
Size	A Max.	B Max.	C Max.	D	E	F	G
mm	2.99	2.79	2.2	0.70	1.52	0.51	2.03
inches	0.118	0.110	0.087	0.028	0.060	0.020	0.080



CHARACTERISTICS

- Description:** SMD ferrite core wire-wound chip inductor
- Applications:** LC resonant circuits such as oscillator and signal generators, impedance matching, circuit isolation, RF filters, disk drives and computer peripherals, audio and video equipment, TV, radio and telecommunication equipment
- Operating Temperature:** -25°C to $+85^{\circ}\text{C}$
- Inductance Tolerance:** $\pm 5\%$, $\pm 10\%$, $\pm 20\%$
- Testing:** Inductance and Q are tested on an HP4286A at specified frequency
- Packaging:** Tape & Reel, 2,000 parts per reel
- Miscellaneous:** RoHS Compliant available.
- Marking:** Parts are marked with color dots (nH)
- Additional Information:** Additional electrical & physical information available upon request
- Samples available. See website for ordering information.**

PAD LAYOUT



03.09.09