



Sparkle Power Inc.
 A Leading Power Supply Manufacturer
 Web site: www.sparklepower.com

FSP300-601U (Active PFC & RoHS Compliant)
300 Watts, ATX12V, 1U Switching Power Supply



Features

- Complied with ATX and ATX12V standard
- Active Power Factor Correction (PFC) meet EN61000-3-2
- High efficiency and reliability
- Remote ON/OFF function
- Internal 12V DC fan included
- Noise Killer (thermal fan speed control function)
- Low noise and ripple
- Complies with FCC part 15 subpart J class B 115Vac operation, and CISPR 22 class B at 230Vac operation
- Output over voltage, short circuit, and over current protection
- 100% Hi-pot, ATE, and burn-in tested
- Re-settable power shut down
- Approved by UL60950-1, CSA C22.2 NO. 60950, TUV EN60950 or VDE EN60950, NEMKO EN60950 (CB Report),

Input Characteristics

Input Range: 90 ~ 264Vac (RMS), Full Range Input

Frequency: 47 ~ 63Hz

Input Current: 6A (RMS) @115Vac, 3A (RMS) @230Vac

Inrush Current: 60A Max @115Vac, 90A Max @230Vac cold start

Output Characteristics

Output Voltage	Minimum Load	Maximum Load	Load Reg.	Line Reg.	Ripple & Noise
+3.3V	0.3A	20.0A	± 5%	± 1%	50mV P-P
+5V	2.0A	25.0A	± 5%	± 1%	50mV P-P
+12V	0.2A	16.0A	± 5%	± 1%	120mV P-P
-5V	0.0A	0.3A	± 5%	± 1%	100mV P-P
-12V	0.0A	0.8A	± 5%	± 2%	120mV P-P
+5Vsb	0.0A	2.0A	± 5%	± 1%	100mV P-P

*+5V and +3.3V total output not exceed 157W

*+3.3V, +5V, and +12V total output cannot exceed 280W

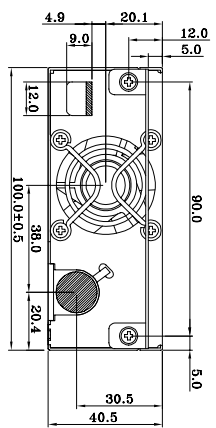
* This subject power supply is 300W

Specification

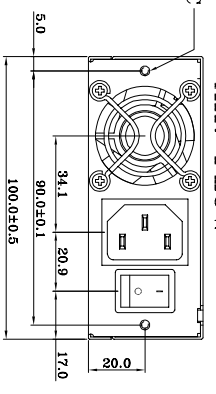
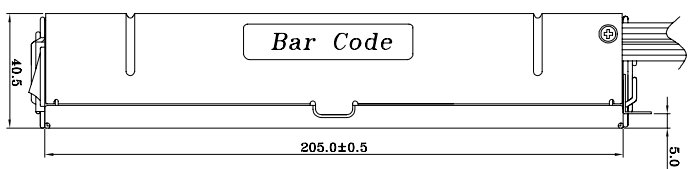
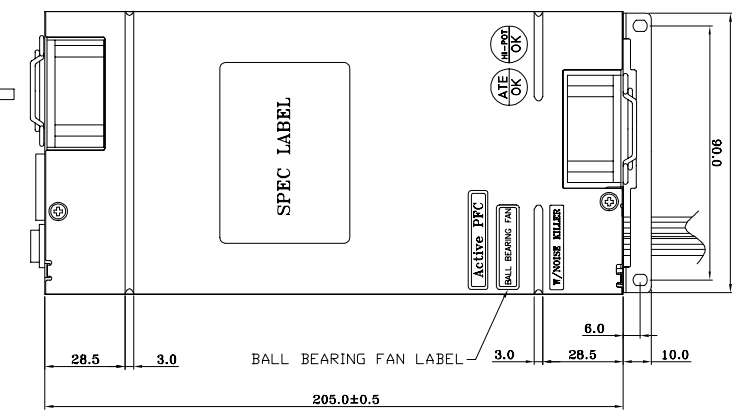
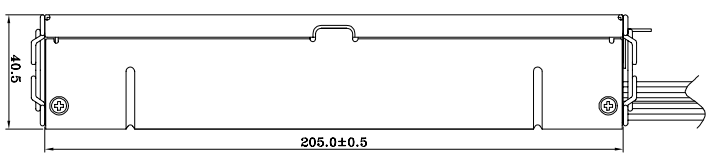
- **Temperature Range:** Operating: 0°C ~ +40°C on full load; storage & shipping: -20°C ~ +80°C
- **Humidity:** 5 ~ 95% on operating and storage
- **Dielectric Withstand:** Input to frame ground 1800 VAC for 1 second
- **Efficiency:** 68% at minimum measured at nominal AC main voltage and frequency with maximum load on all outputs
- **Rise time:** Less than 20ms
- **Hold-up Time:** 17ms minimum at nominal input voltage
- **Power Good Signal:** Power on delay time 100 ~ 500ms, off delay 1ms minimum (TTL and CMOS compatible)
- **Leakage Current:** Not exceed 3.5mA at 264Vac, 50Hz
- **MTBF:** 100,000 hours on maximum load at +25°C
- **Dimensions (LxWxH):** 205x100x40.5mm/8x3.9x1.6in

Sparkle Power Inc.
Main Office
 1000 Rock Avenue
 San Jose, CA 95131
 TEL: 408-519-8888
 FAX: 408-519-9999
 E-MAIL: info@sparklepower.com

Sparkle Power Inc.
Los Angeles Office
 17071 Green Drive
 City of Industry, CA 91745
 TEL: 626-839-7180
 FAX: 626-839-3395

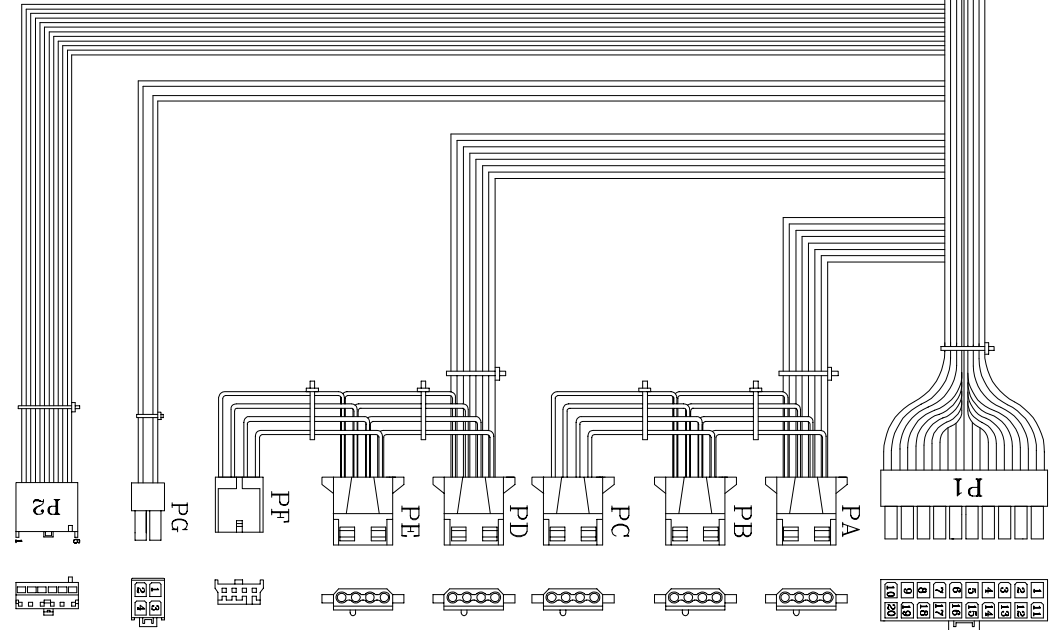


AIR FLOW



AIR FLOW

NOTE:
1. ALL THE LENGTH OF OUTPUT WIRES EXCLUDE HOUSING.
2. 產地標籤依業務指示加貼.



REF. ID. NO.	PIN NO.	SIGNAL	WIRE COLOR	GAUGE	CONNECTOR TYPE	CABLE LENGTH
P1	1	+3.3VDC	ORANGE	18	MOLEX 39-01-2200 or EQUIV.	480±15mm
	2	+3.3VDC	ORANGE	18		
	3	COM	BLACK	18		
	4	+5VDC	RED	18		
	5	COM	BLACK	18		
	6	+5VDC	RED	18		
	7	COM	BLACK	18		
	8	PM-OK	GRAY	22		
	9	+5VSB	PURPLE	18		
	10	+12VDC	YELLOW	18		
	11	+3.3VDC	BROWN	22		
	12	-12VDC	BLUE	22		
	13	COM	BLACK	18		
	14	PS-ON	GREEN	22		
	15	COM	BLACK	18		
	16	COM	BLACK	18		
	17	COM	BLACK	18		
	18	-5VDC	WHITE	22		
	19	+5VDC	RED	18		
	20	+5VDC	RED	18		
PA	1	+12V	YELLOW	18	AMP -480424-01480±15mm or EQUIV.	
	2	COM	BLACK	18		
	3	+5V	RED	18		
	4	+12V	YELLOW	18		
PB	1	+12V	YELLOW	18	AMP -480424-0150±10mm or EQUIV.	
	2	COM	BLACK	18		
	3	+5V	RED	18		
	4	+12V	YELLOW	18		
PC	1	+12V	YELLOW	18	AMP -480424-0150±15mm or EQUIV.	
	2	COM	BLACK	18		
	3	COM	BLACK	18		
	4	+5V	RED	18		
PD	1	+12V	YELLOW	18	AMP -480424-01480±10mm or EQUIV.	
	2	COM	BLACK	18		
	3	COM	BLACK	18		
	4	+5V	RED	18		
PE	1	+12V	YELLOW	18	AMP -480424-0150±15mm or EQUIV.	
	2	COM	BLACK	18		
	3	COM	BLACK	18		
	4	+5V	RED	18		
PF	1	+12V	YELLOW	22	AMP 17822-4	150±10mm
	2	COM	BLACK	22		
	3	COM	BLACK	22		
	4	+5V	RED	22		
PG	1	COM	BLACK	20	MOLEX 90331	480±15mm
	2	COM	BLACK	20		
	3	+12V	YELLOW	20		
	4	+12V	YELLOW	20		
	5	COM	BLACK	18		
P2	1	COM	BLACK	18		
	2	COM	BLACK	18		
	3	COM	BLACK	18		
	4	+3.3VDC	ORANGE	18		
	5	+3.3VDC	ORANGE	18		
	6	+5V	RED	18		

FSP P/N.:9PA3002739
SPI P/N.:FSP300-601UR

MODEL NO. : FSP300-601U(S03P)	TITLE: ASSY	SHEET: 1 OF 1	REV: 01
R&D	PE	DRAWN	DATE
INTERIOR COUNTERSIGN:			Aug. 25. 2005
			黄钰婷

UNIT:mm