



10W Ultraminiature Encapsulated Switching Power Supplies

ECA-10 series



- Universal 85-265VAC Input
- High Efficiency
- Improved EMI Performance
- 3000V Isolation
- Single and Dual Outputs



Model Number	Output Voltage	Output Amps(max)	(pk)
--------------	----------------	------------------	------

SINGLE OUTPUT - PCB Mount

ESCA-0100	3.3 VDC	2.5A	3.3A
ESCA-0101	5 VDC	2A	2.6A
ESCA-0122	9 VDC	1.1A	1.5A
ESCA-0102	12 VDC	0.85A	1.2A
ESCA-0103	15VDC	0.67A	0.9A
ESCA-0105	24VDC	0.42A	0.6A

SINGLE OUTPUT - Chassis Mount

ESCC-0100	3.3 VDC	2.5A	3.3A
ESCC-0101	5 VDC	2A	2.6A
ESCC-0122	9 VDC	1.1A	1.5A
ESCC-0102	12 VDC	0.85A	1.2A
ESCC-0103	15VDC	0.67A	0.9A
ESCC-0105	24VDC	0.42A	0.6A

SINGLE OUTPUT - DIN Rail Mount

ESCC-0100/DRL	3.3 VDC	2.5A	3.3A
ESCC-0101/DRL	5 VDC	2A	2.6A
ESCC-0122/DRL	9 VDC	1.1A	1.5A
ESCC-0102/DRL	12 VDC	0.85A	1.2A
ESCC-0103/DRL	15VDC	0.67A	0.9A
ESCC-0105/DRL	24VDC	0.42A	0.6A

DUAL OUTPUT - PCB Mount

EDCA-0106	+/-12VDC	+/-0.42A	+/-0.6A
EDCA-0107	+/-15VDC	+/-0.34A	+/-0.45A

DUAL OUTPUT - Chassis Mount

EDCC-0106	+/-12VDC	+/-0.42A	+/-0.6A
EDCC-0107	+/-15VDC	+/-0.34A	+/-0.45A

DUAL OUTPUT - DIN Rail Mount

EDCC-0106/DRL	+/-12VDC	+/-0.42A	+/-0.6A
EDCC-0107/DRL	+/-15VDC	+/-0.34A	+/-0.45A

WWW.ASTRODYNE.COM

ASTRODYNE USA: 1-800-823-8082
 ASTRODYNE PACIFIC: 886-2-26983458
 ASTRODYNE EUROPE: 353 51 561060



- Universal 85-265VAC Input
- High Efficiency
- Improved EMI Performance
- 4000V Isolation
- Single and Dual Outputs



Model Number	Output Voltage	Output Amps(max)	(pk)
--------------	----------------	------------------	------

SINGLE OUTPUT - PCB Mount

ESMA-0100	3.3 VDC	2.5A	3.3A
ESMA-0101	5 VDC	2A	2.6A
ESMA-0122	9 VDC	1.1A	1.5A
ESMA-0102	12 VDC	0.85A	1.2A
ESMA-0103	15VDC	0.67A	0.9A
ESMA-0105	24VDC	0.42A	0.6A

SINGLE OUTPUT - Chassis Mount

ESMC-0100	3.3 VDC	2.5A	3.3A
ESMC-0101	5 VDC	2A	2.6A
ESMC-0122	9 VDC	1.1A	1.5A
ESMC-0102	12 VDC	0.85A	1.2A
ESMC-0103	15VDC	0.67A	0.9A
ESMC-0105	24VDC	0.42A	0.6A

SINGLE OUTPUT - DIN Rail Mount

ESMC-0100/DRL	3.3 VDC	2.5A	3.3A
ESMC-0101/DRL	5 VDC	2A	2.6A
ESMC-0122/DRL	9 VDC	1.1A	1.5A
ESMC-0102/DRL	12 VDC	0.85A	1.2A
ESMC-0103/DRL	15VDC	0.67A	0.9A
ESMC-0105/DRL	24VDC	0.42A	0.6A

DUAL OUTPUT - PCB Mount

EDMA-0106	+/-12VDC	+/-0.42A	+/-0.6A
EDMA-0107	+/-15VDC	+/-0.34A	+/-0.45A

DUAL OUTPUT - Chassis Mount

EDMC-0106	+/-12VDC	+/-0.42A	+/-0.6A
EDMC-0107	+/-15VDC	+/-0.34A	+/-0.45A

DUAL OUTPUT - DIN Rail Mount

EDMC-0106/DRL	+/-12VDC	+/-0.42A	+/-0.6A
EDMC-0107/DRL	+/-15VDC	+/-0.34A	+/-0.45A



10W Ultraminiature Encapsulated Switching Power Supplies

ECA-10 series

INPUT SPECIFICATIONS

Input Voltage Range	90-264 VAC
Frequency Range	47-63 Hz
Inrush Current, typ:	20A@100V, 40A@200V Input *

OUTPUT SPECIFICATIONS

Voltage and Current	See Selection Chart
Load Regulation (20%-FL)	Singles: +/- 3%, Duals: +/- 3%
Line Regulation	Singles +/- 0.1~1%, typ Duals +/- 0.3~1%, typ
Cross Regulation (Duals)	2%
Preset Accuracy	1%
DC Voltage Adjust (typ)	+/- 10% of FS (Primary)
Temperature Coefficient	+/-0.03%/°C
Ripple/Noise	100mV Pk-Pk, typ
Over Voltage Protection	Clamp, 130-150% *
Over Temp. Protection	Latching, Cool and Repower
Short Circuit Protection	Continuous, self-recovering
Hold Up Time	20 mS, typ

GENERAL SPECIFICATIONS

Input-Out Isolation	3KVAC, (4KVAC Medical)
I/P-Ground	2500VAC
O/P-Ground	1000VAC
Efficiency	75%~78%, typ
Switching Frequency	100Khz, (fixed, typical)

PHYSICAL SPECIFICATIONS

Size	PCB Mount	2.56L" x 1.77W" x 0.83H"
	Chassis Mount	3.77L" x 2.16W" x 1.0H"
Case Material		Rynite, 94V-0 Rated
Construction		Encapsulated. Soft Pot
Weight	PCB / CHA	4.6 oz (128g) / 8.5 oz (238g)

ENVIRONMENTAL SPECIFICATIONS

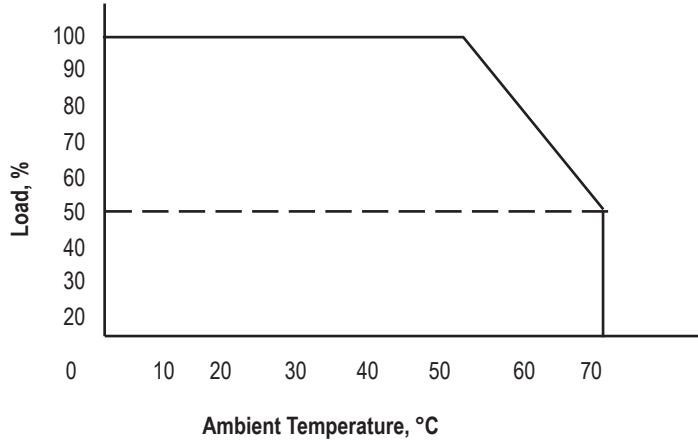
Oper. Temperature	0 to +70°C (See Derate)
Storage Temperature	-25 to +71°C *
Relative Humidity	0 to + 95%, non-cond *
EMC / EMI	FCC/A, VDE 0871/A, CISPRB
MTBF	(Mil Std 217, 25°C) 575,000 Hrs

All specifications are typical at nominal input, full load, and 25°C unless otherwise noted

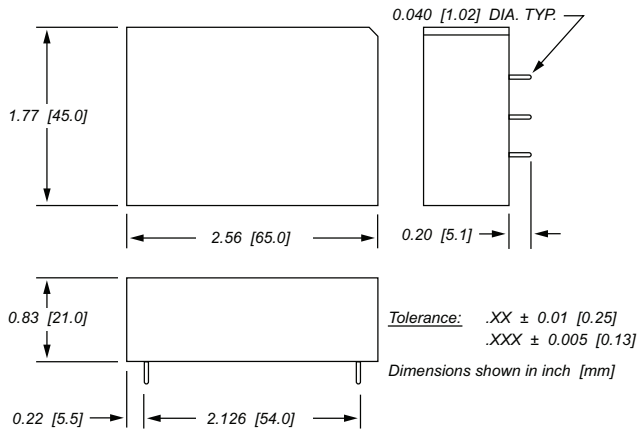
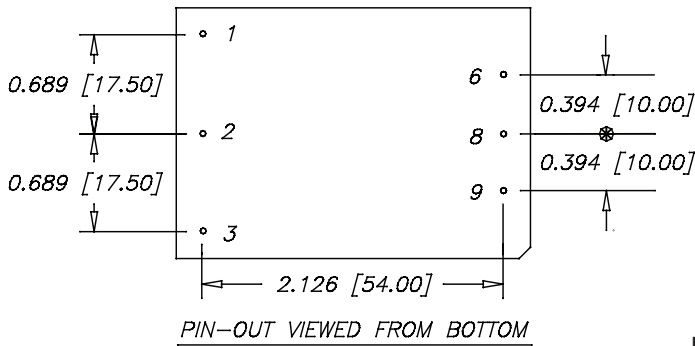
* These are stress ratings. Exposure of the devices to any of these conditions may adversely affect long term reliability. Proper operation under conditions other than the standard operating conditions is neither warranted nor implied.

Astrodyne products are not authorized or warranted for use as critical components in life support systems, equipment used in hazardous environments, nuclear controls systems, or other mission-critical applications.

OUTPUT DERATING CURVE



MECHANICAL DIMENSIONS

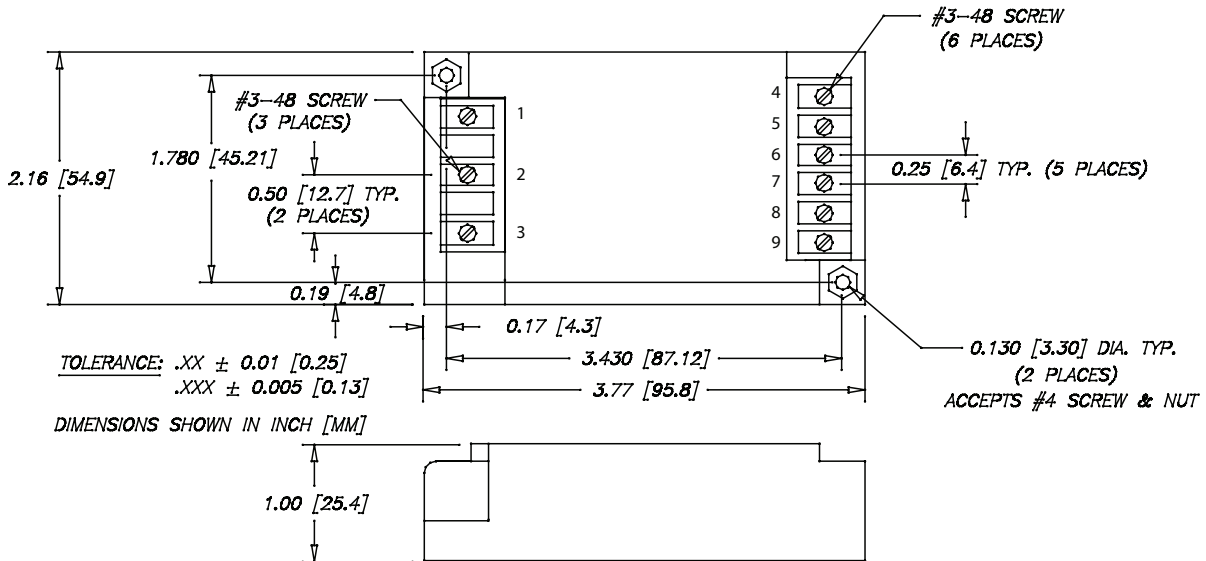


Model Type / Pin#

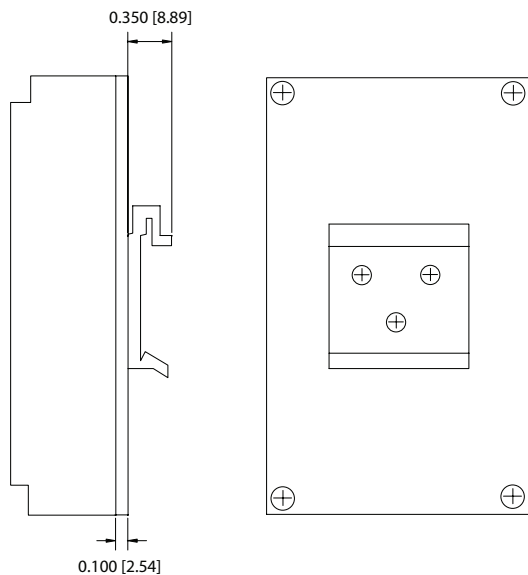
Single Dual

1	AC HI	AC HI
2	AC LO	AC LO
3	GND	GND
6	+Vout	+Vout
8	No Pin	Out Com
9	-Vout	-Vout

MECHANICAL DIMENSIONS - CHASSIS MOUNT



MECHANICAL DIMENSIONS - DIN RAIL



Model Type / Pin#	Single	Dual
1	AC LO	AC LO
2	GND	GND
3	AC HI	AC HI
4	N/C	N/C
5	-Vout	-Vout
6	-Vout	Com
7	+Vout	Com
8	+Vout	+Vout
9	N/C	N/C

DIN Rail mounting kit available for Chassis-mount modules, specify part # M-DRL-01. Kit includes mounting plate, DIN Rail clip and assembly hardware.