



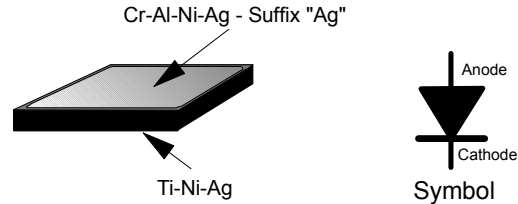
**Transys
Electronics
LIMITED**

SB035C015 - 0.5-W-Ag
Schottky cr Barrier Diode Wafer
35 Mils, 15 Volt, 0.5 Amp, 0.33V_F.

Data Sheet

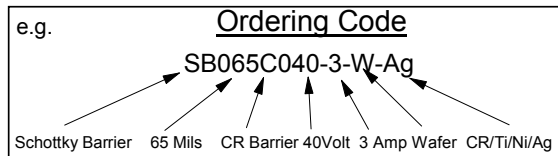
Features

Oxide Passivated Junction
Very Low Forward Voltage
125 °C Junction Operating
Low Reverse Leakage
Supplied as Wafers
Chromium Barrier
>1000V ESD (MM)



Electrical Characteristics @ 25°C	Symbol	Unit	SB035C015 - 0.5-W-Ag (See ordering code below)
Maximum Repetitive Reverse Voltage (2)	V _{RRM}	Volt	15
Maximum Forward Voltage @ I _F = 0.5A (1)(2)	V _F	Volt	0.33
Typical Average Forward Rectified Current (2)	I _{F(AV)}	Amp	0.5
Reverse Leakage Current @ V _R = 15V (2)	I _{R(1)}	µA	1000
Reverse Leakage Current @ V _R = 15V, 125°C (2)	I _{R(2)}	mA	15
ESD Machine Model (MM)	V _{ESD(mm)}	Volt	>1000
Junction Operating Temperature Range (2)	T _J	°C	-45 to +125
Storage Temperature Range (2)	T _{SG}	°C	-45 to +125

- (1) Pulse Width tp = < 300µS, Duty Cycle <2%
(2) The characteristics above assume the die are assembled in industry standard packages using appropriate attach methods.

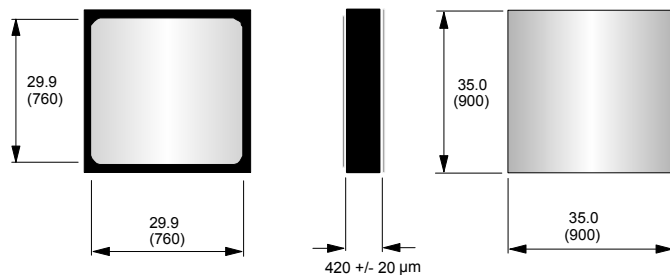


Mechanical Dimensions

Wafer

- Wafer Diameter - 100 mm (4")
- Wafer Thickness 420 +/- 20
- Top (Anode) - CR/Ti/Ni/Ag (Suffix "Ag")
- Bottom (cathode) Ti/Ni/Ag
- Scribe line Width 80 µm

Die



Third Angle Protection

Dimensions in mils (mm)

The information in this datasheet does not form part of any contract, quotation guarantee, warranty or representation, it has been produced in good faith and is believed to be accurate and may be changed without notice at anytime. Liability will not be accepted by Transys Electronics LTD for any consequences whatsoever in its use. This publication does not convey nor imply any license under patent or other intellectual/industrial property rights. The products within this specification are not designed for use in any **life support apparatus** whatsoever where malfunction can be reasonably expected to cause personal injury or death. Customers using these products in the aforementioned applications do so at their own risk and agree to fully indemnify Transys Electronics LTD for any damage/legal fees either direct, incidental or consequential from this improper use or sale.



Transys Electronics LTD
Email: sales@transyselectronics.com
Website: www.transyselectronics.com
Tel: + 44 (0) 121 776 6321
Fax: + 44 (0) 121 776 6997

SCD0962-1