



QESM06

SMD 4.0x2.5 Crystal – Ceramic SMD packaged
Specification (Rev-B)

▣ Electrical Characteristics	P01
▣ ESR vs. frequency range and Mode of vibration	P01
▣ Mechanical Characteristics	P01
▣ Ordering Information	P02
▣ Suggested Reflow Soldering profile	P02
▣ Tape Drawing.....	P03
▣ Reel Drawing	P03

QESM06

SMD 4.0x2.5 Crystal – Ceramic SMD packaged
Specification (rev-B)

June 21st, 2006

Electrical Characteristics

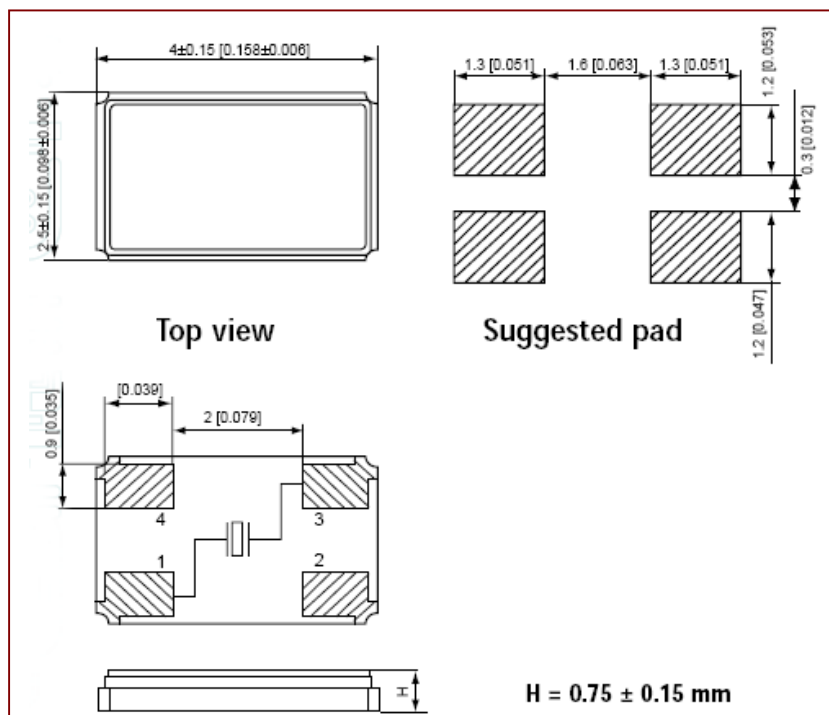
Electrical Parameters	Unit	Minimum	Typical	Maximum	Test conditions
Frequency range	MHz	12		32	
Frequency Tolerance (at 25°C)	± ppm	10	15	30	Refer to Ordering Information
Temperature Stability	± ppm	10	15	30	Refer to Ordering Information
Operating Temperature Range	°C		-20/+70	-40/+85	Refer to Ordering Information
Storage temperature range	°C	-40		+85	
Shunt capacitance C_0	pF			3.0	
Load capacitance	pF	8pF ~ 32pF			Refer to Ordering Information
Drive level	µW	10	100	300	
Aging (First Year)	± ppm			2	Ref at 25°C
Insulator resistance	MΩ	500			At 100V _{DC}

Customized specification upon request

ESR vs. frequency range and Mode of vibration

Frequency range (MHz)	Mode of vibration	Max ESR (Ω)
12.000 to 19.999	Fundamental (AT-cut)	80
20.000 to 25.999	Fundamental (AT-cut)	70
26.000 to 32.000	Fundamental (AT-cut)	50

Mechanical Characteristics



Marking for QESM06

Line 1	Temex code (3 digits)
Line 2	T+date code (2digits)

Mechanical conditions

Vibration	10g, 10Hz to 2KHz according to standard CEI 68-2-63
Shocks	100g, 6ms according to standard CEI 68-2-27

Note 1 : Pin 2 and Pin 4 are connected through cover. In case connected to GND, frequency might be drifted.

Note 2 : QESM06 is fully RoHS compliant.

QESM06

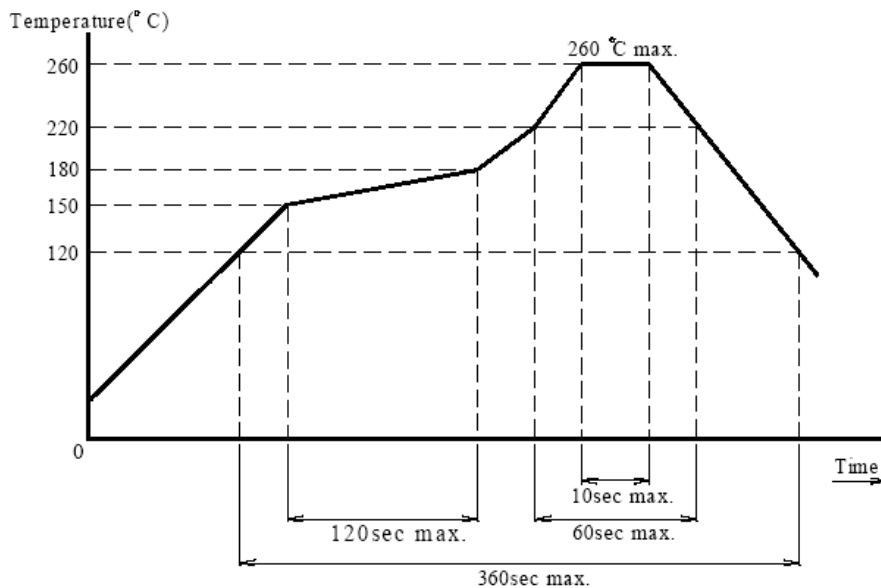
SMD 4.0x2.5 Crystal – Ceramic SMD packaged
 Specification (rev-B)

June 21st, 2006

Ordering Information

Part numbering system						
QESM06	1	10	HQ	10	20	14.7456MHZ
Package type	Vibration mode	Frequency tolerance	Operating temperature range	Frequency stability	Load Capacitance	Nominal Frequency (MHz)
SMD Package QESM06 : SMD ceramic 4 x 2.5	1=Fundamental	10=±10ppm 20=±20ppm 30=±30ppm	D=-40°C F=-30°C H=-20°C J=-10°C L=0°C M=+50°C N=+55°C O=+60°C Q=+70°C T=+85°C	10=±10ppm 20=±20ppm 30=±30ppm	00=series 10=10pF 30=30pF Please, enter the value of load capacitance	Please enter the nominal frequency

Suggested Reflow Soldering Profile

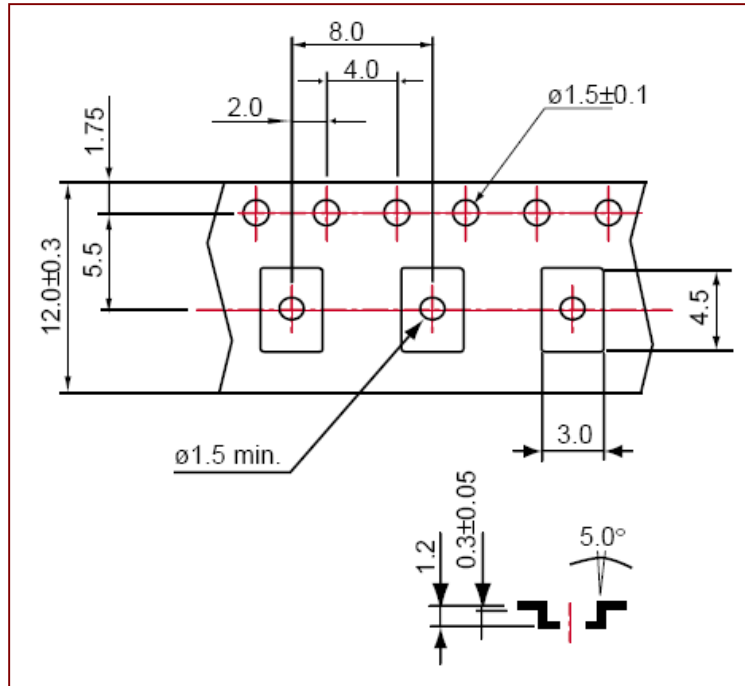


QESM06

SMD 4.0x2.5 Crystal – Ceramic SMD packaged
 Specification (rev-B)

June 21st, 2006

 Tape Drawing



Multiple :
 1000pcs per reel

 Reel Drawing

