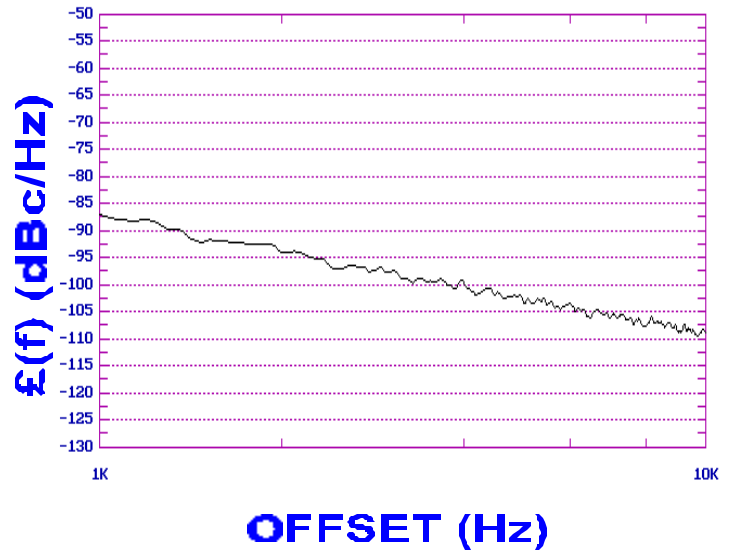




**PHASE NOISE (1 Hz BW, typical)**



**FEATURES**

- Frequency Range: 465 - 810 MHz
- Tuning Voltage: 0.5-8 Vdc
- MINI-14S-L - Style Package

**APPLICATIONS**

- CATV
- Portable Communications
- RF Modems

**PERFORMANCE SPECIFICATIONS**

	VALUE	UNITS
Oscillation Frequency Range	465 - 810	MHz
Phase Noise @ 10 kHz offset (1 Hz BW, typ.)	-106	dBc/Hz
Harmonic Suppression (2nd, typ.)	-5	dBc
Tuning Voltage	0.5-8	Vdc
Tuning Sensitivity (avg.)	56	MHz/V
Power Output	8.5±5.5	dBm
Load Impedance	50	$\Omega$
Input Capacitance (max.)	150	pF
Pushing	<2	MHz/V
Pulling (14 dB Return Loss, Any Phase)	<3	MHz
Operating Temperature Range	0 to 70	$^{\circ}\text{C}$
Package Style	MINI-14S-L	

**POWER SUPPLY REQUIREMENTS**

Supply Voltage (Vcc, nom.)	12	Vdc
Supply Current (Icc, typ.)	25	mA

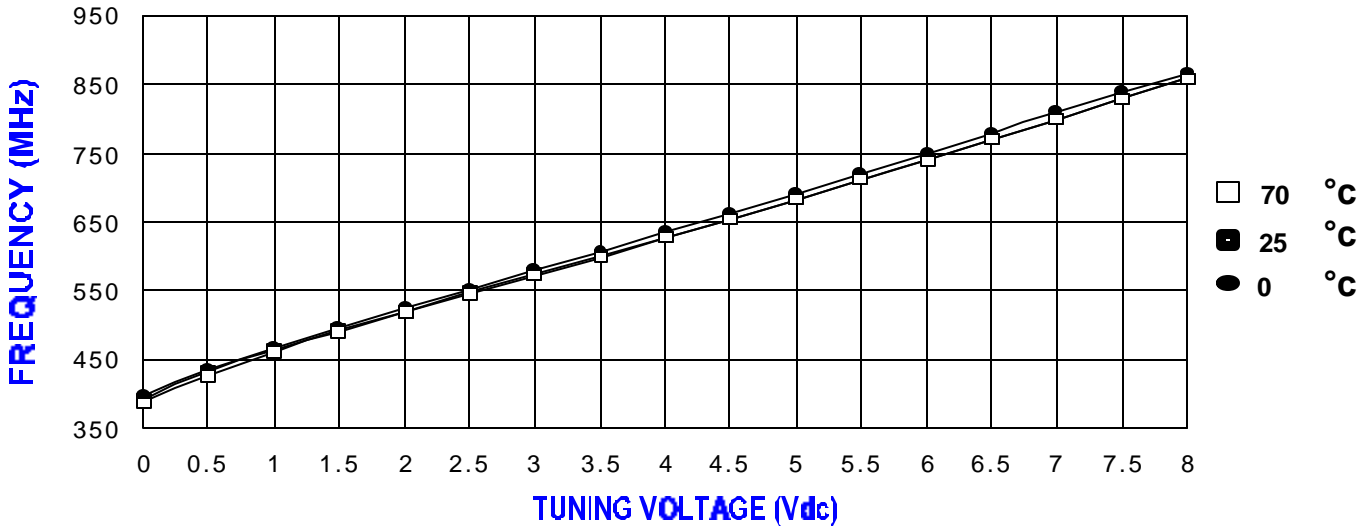
All specifications are typical unless otherwise noted and subject to change without notice.

**APPLICATION NOTES**

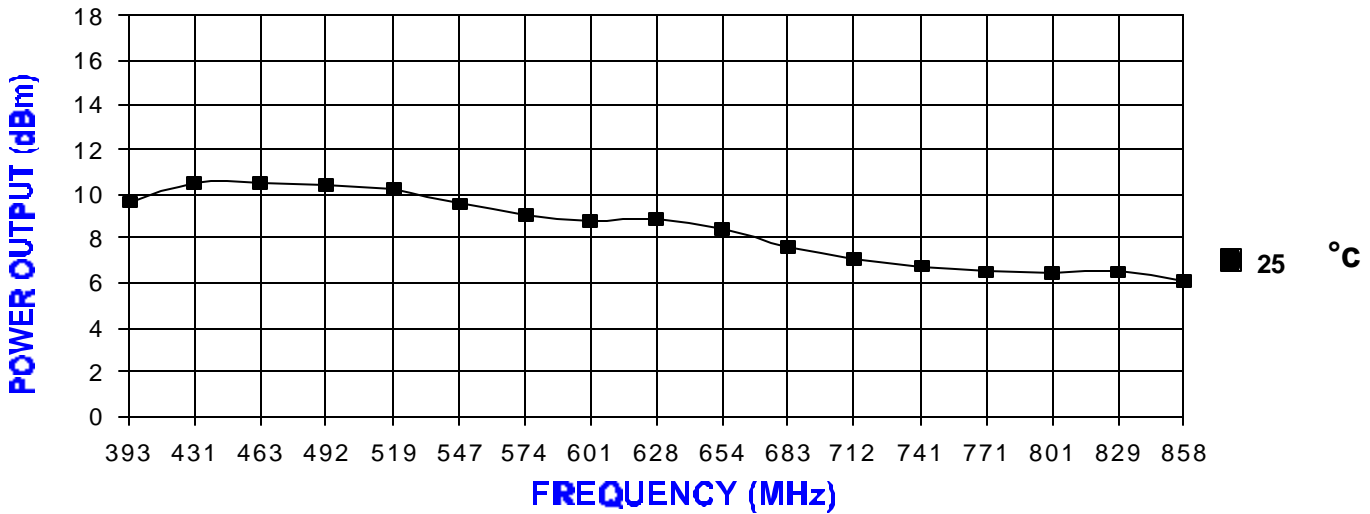
- AN-100/1 : Mounting and Grounding of VCOs
- AN-102 : Proper Output Loading of VCOs
- AN-107 : How to Solder Z-COMM VCOs

**NOTES:**

**TUNING CURVE, typ.**



**POWER CURVE, typ.**



**PHYSICAL DIMENSIONS**

MINI-14S-L  
415-0063 REV. B  
(DRAWING NOT TO SCALE)

