




PF PD PE

SINGLE-PHASE FULL WAVE BRIDGE
 1.5AMPERES THROUGH 5.0 AMPERES
 FOR P.C. BOARD AND POWER TERMINAL MOUNTING

PF SERIES




PD SERIES



PE SERIES



 This mark indicates recognition under the component program of Underwriters Laboratories, inc.

PRV/Leg	50V	100V	200V	400V	600V	800V	1000V
1.5 Amp SERIES	PF05	PF10	PF20	PF40	PF60	PF80	PF100
2.0 Amp SERIES	PD05	PD10	PD20	PD40	PD60	PD80	PD100
5.0 Amp SERIES	PE05	PE10	PE20	PE40	PE60	PE80	PE100

ELECTRICAL CHARACTERISTICS PER LEG (at T_A = 25°C Unless Otherwise Specified)

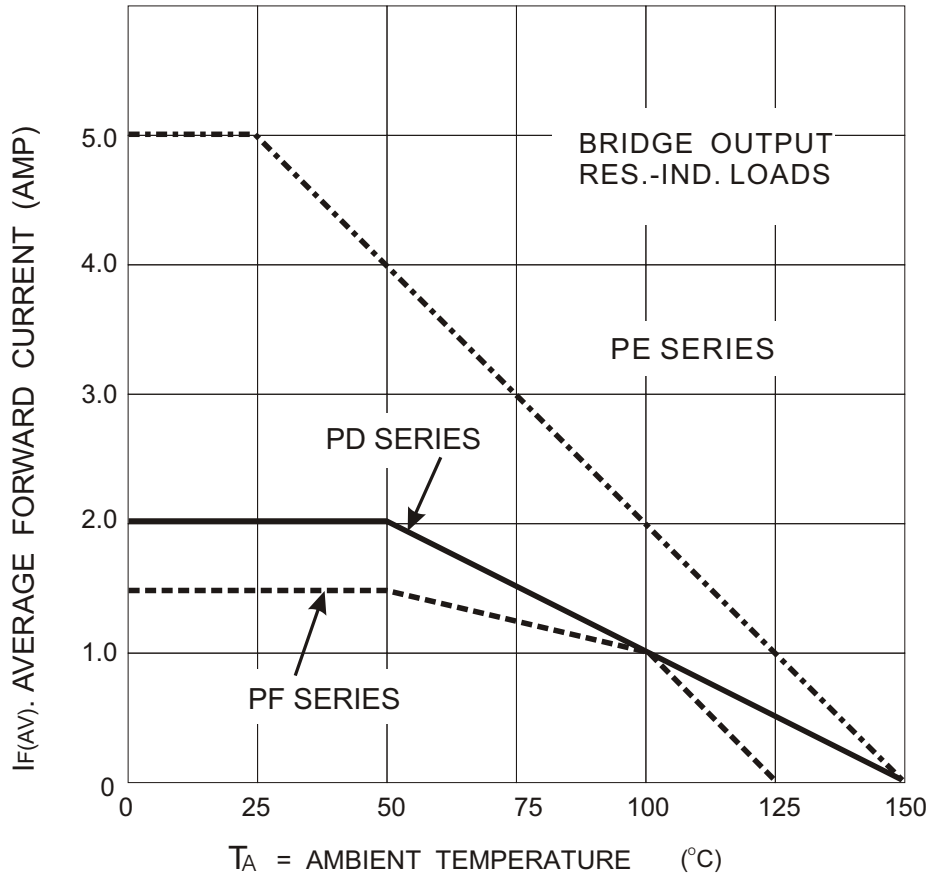
	PF	PD	PE	
Average Output Current, I _o @ 25°C T _c (Fig.1)	1.5	2	5	Amp
Max. Forward Voltage Drop V _F = 1.2 V @ I _F =	1.0	1.0	2.5	Amp
Max. DC Reverse Current @ PRV and 25°C, I _R	5.0	5.0	5.0	μA
Max. Peak Surge Current, I _{FSM} (8.3ms)	50	50	150	Amp
Forward Current, Repetitive Peak, I _{FRM}	4.5	6.0	15	Amp
Ambient Operating Temperature Range, T _A	-55 to +125	-55 to +150		°C
Storage Temperature Range, T _{STG}	-55 to +150			°C

NOTES:

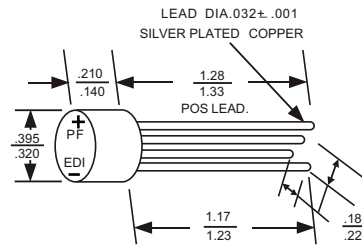
Maximum lead and terminal temperature for soldering, 3/8 inch from case, 5 seconds at 250°C

EDI reserves the right to change these specifications at any time without notice.

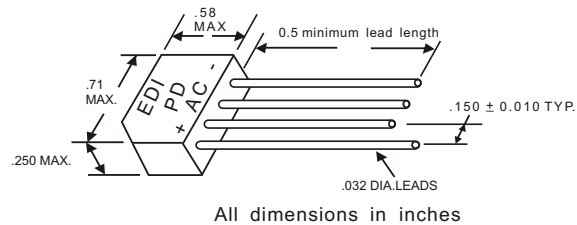
CURRENT DERATING



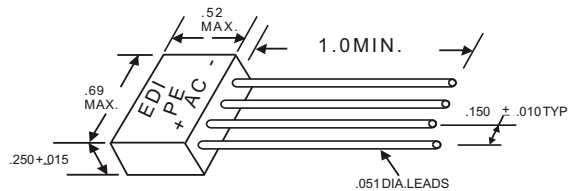
CASE STYLE FOR PF



CASE STYLE FOR PD



CASE STYLE FOR PE



ELECTRONIC DEVICES, INC. DESIGNERS AND MANUFACTURERS OF SOLID STATE DEVICES SINCE 1951.

21 GRAY OAKS AVENUE * YONKERS, NEW YORK 10710 914-965-4400 * FAX 914-965-5531 * 1-800-678-0828

e-mail: sales@edidiodes.com * website: <http://www.edidiodes.com>