

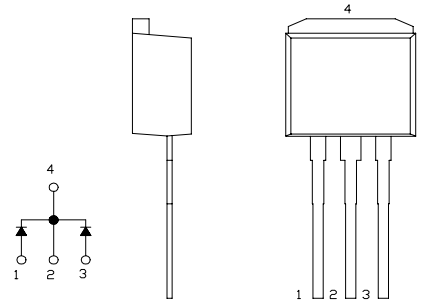
10A 300V 30ns
FRD Type TCU10A30-11A

OUTLINE DRAWING

For Power Factor Improvement High Frequency Rectification

FEATURES

- * TO-262 Package
- * Dual Diodes – Cathode Common
- * Ultra – Fast Recovery
- * Low Forward Voltage Drop
- * High Surge Capability


Maximum Ratings

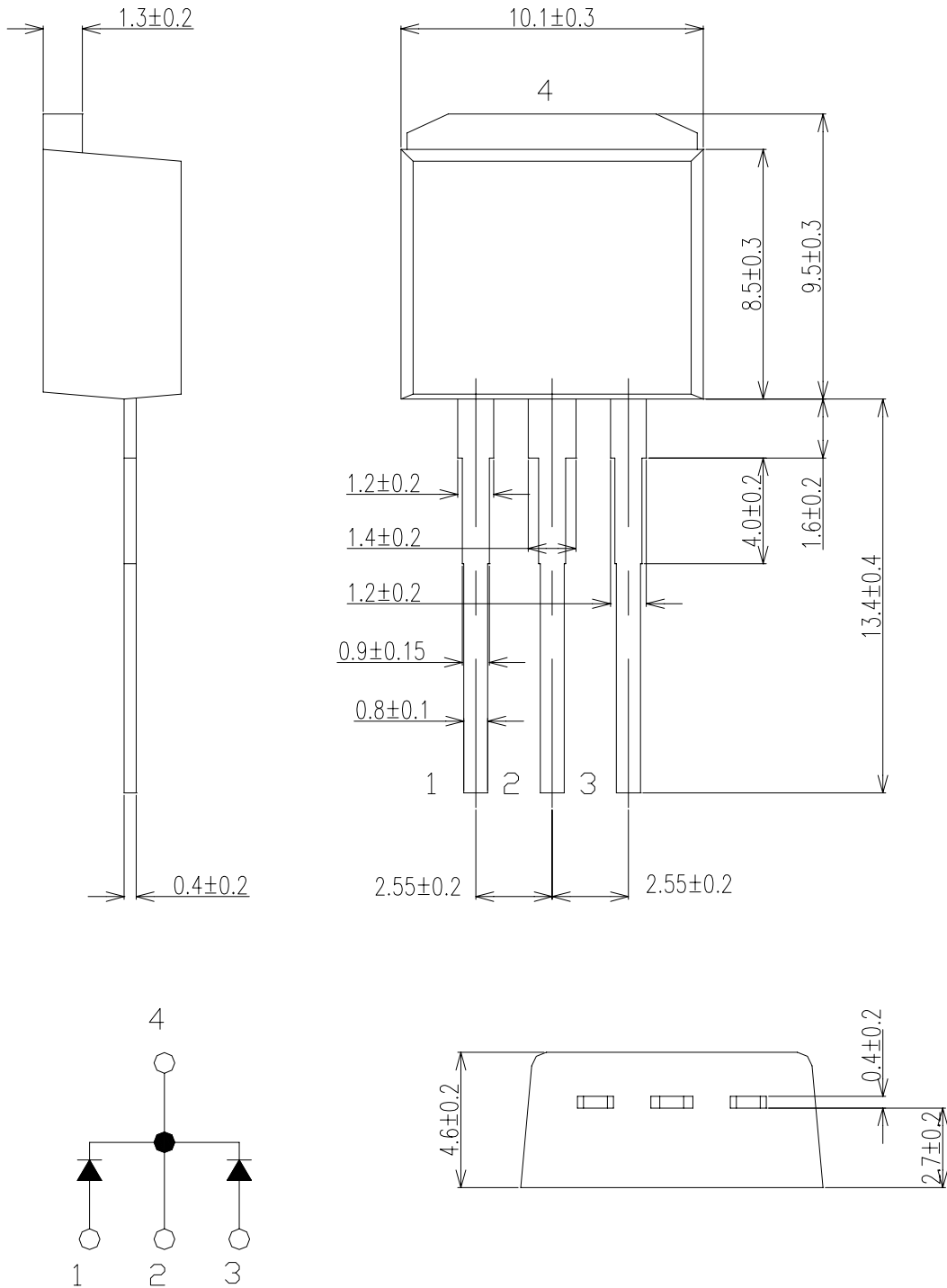
Approx Net Weight:1.45g

Rating	Symbol	TCU10A30-11A		Unit
Repetitive Peak Reverse Voltage	V_{RRM}	300		V
Average Rectified Output Current	I_O	10	$T_c=109^\circ\text{C}$ 50 Hz, Full Sine Wave Resistive Load	A
RMS Forward Current	$I_{F(RMS)}$	11.1		A
Surge Forward Current	I_{FSM}	100	50 Hz Full Sine Wave, 1cycle Non-repetitive	A
Operating Junction Temperature Range	T_{jw}	- 40 to + 150		$^\circ\text{C}$
Storage Temperature Range	T_{stg}	- 40 to + 150		$^\circ\text{C}$
Mounting torque		0.5	Recommended value	N•m

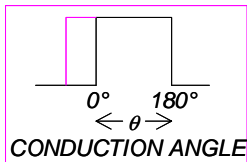
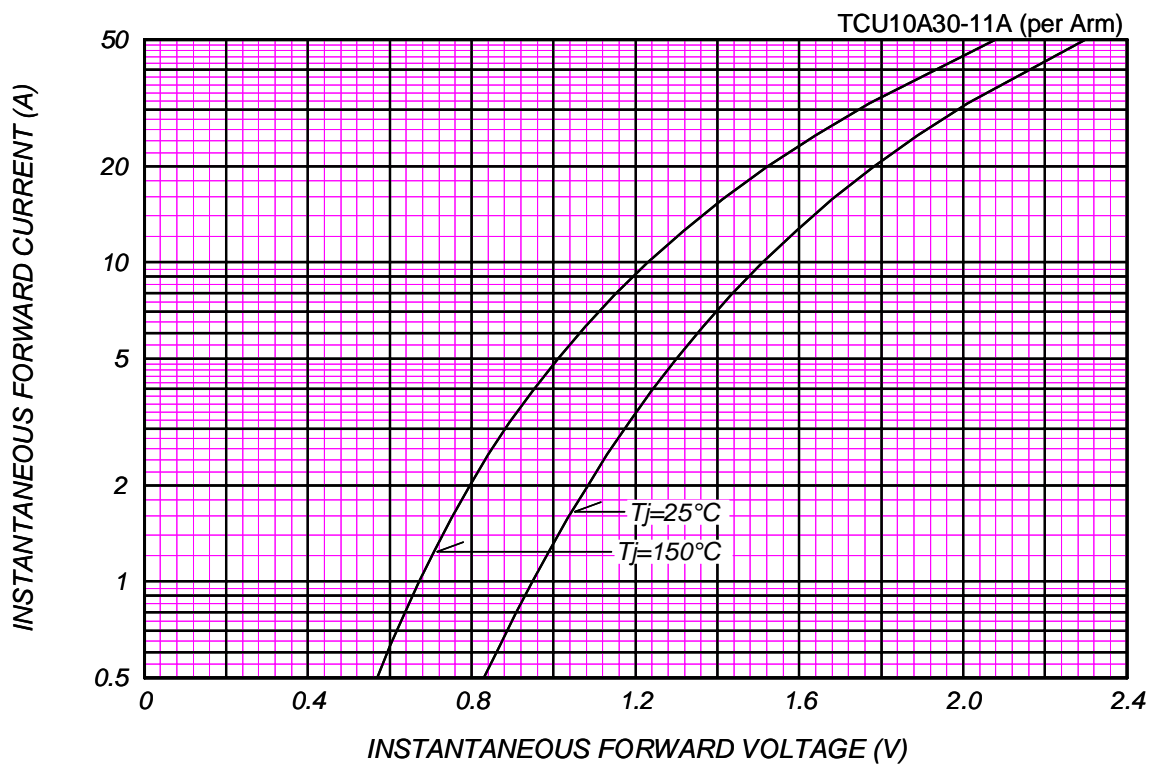
Electrical • Thermal Characteristics

Characteristics	Symbol	Conditions	Min.	Typ.	Max.	Unit
Peak Reverse Current	I_{RM}	$T_j=25^\circ\text{C}, V_{RM}=V_{RRM}$ per Arm	-	-	25	μA
Peak Forward Voltage	V_{FM}	$T_j=25^\circ\text{C}, I_{FM}=5\text{A}$ per Arm	-	1.12	1.3	V
Reverse Recovery Time	trr	$I_{FM}=5\text{A}, -di/dt=50\text{A}/\mu\text{s}, T_a=25^\circ\text{C}$	-	19	30	ns
Thermal Resistance	$R_{th(j-c)}$	Junction to Case	-	-	3	$^\circ\text{C}/\text{W}$

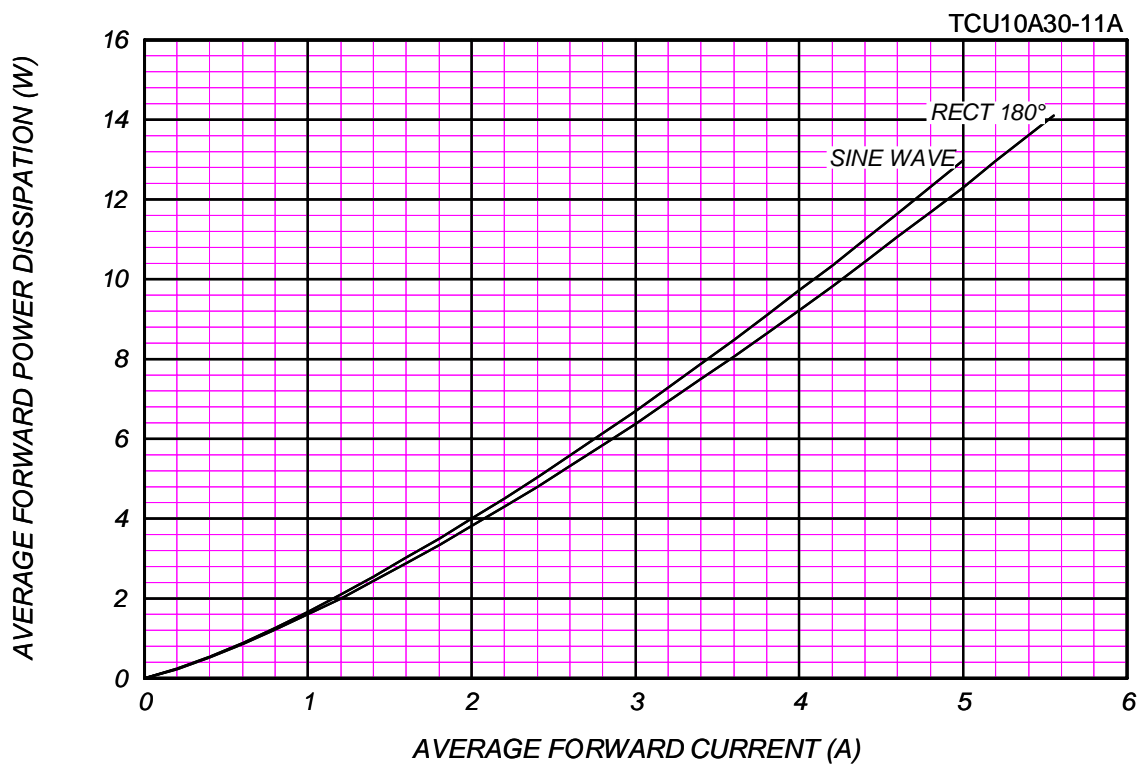
C_T_ 11A OUTLINE DRAWING (Dimensions in mm)

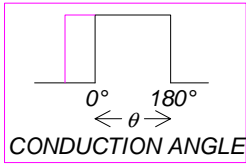


FORWARD CURRENT VS. VOLTAGE

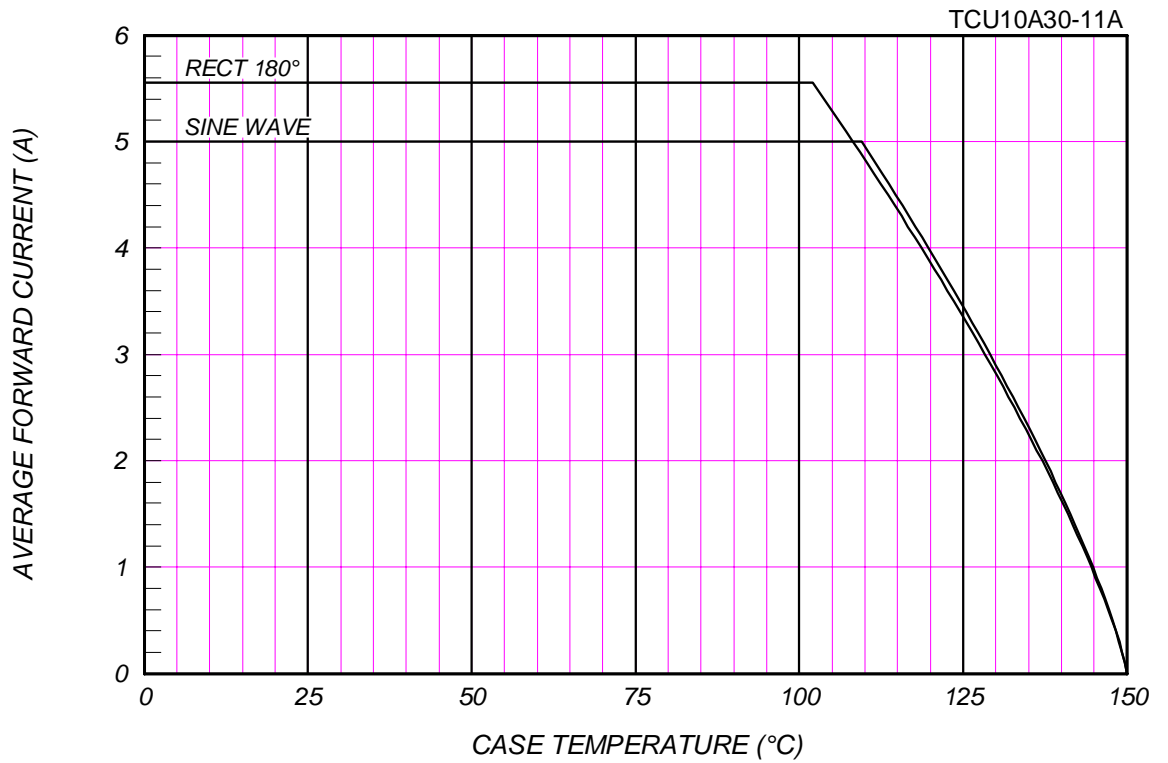


AVERAGE FORWARD POWER DISSIPATION





AVERAGE FORWARD CURRENT VS. CASE TEMPERATURE



SURGE CURRENT RATINGS

f=50Hz, Half Sine Wave, Non-Repetitive, No Load

