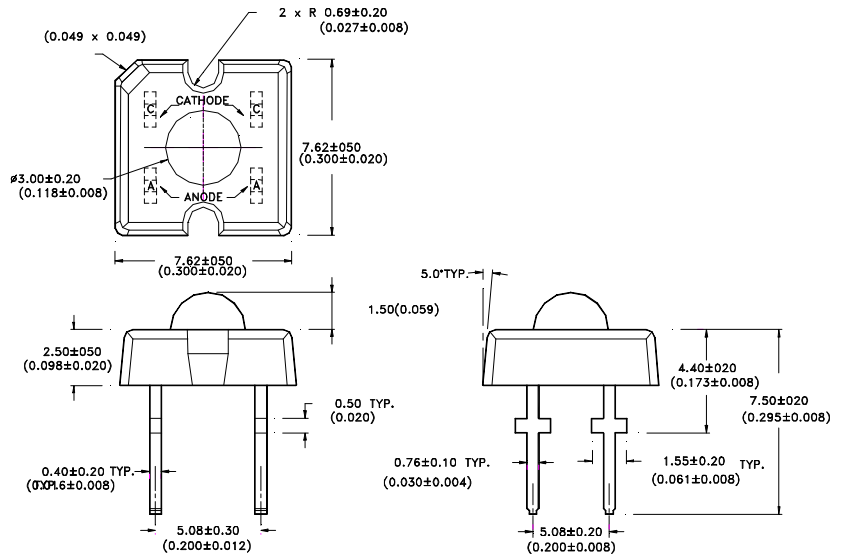


Description

The MVL-914HUOL , utilizes the latest absorbing substrate aluminum indium gallium phosphide AlInGaP LED technology. This LED material has outstanding light output efficiency over a wide range of drive current. The package is water clear type.

Package Dimensions

Unit: mm (inches)



Features

- Ultra - brightness
- Low power consumption
- TTL compatible
- Reliable

NOTES:

1. Dimensions are in millimeter(inches).
2. Dimensions without tolerances are nominal.

Absolute Maximum Ratings

@ T _A =25°C			
Parameter	Symbol	Maximum Rating	Unit
Power Dissipation	P _{ad}	150	mW
Continuous Forward Current	I _{af}	80	mA
Reverse Voltage	V _R	10	V
Operating Temperature Range	T _{opr}	-40°C to +100°C	
Storage Temperature Range	T _{stg}	-55°C to +100°C	
Solder temperature 1.6 mm from body for 5 seconds at 260°C			

Optical-Electrical Characteristics

@ T_A=25°C

Parameter	Test Conditions	Symbol	Min .	Typ .	Max .	Unit .
Total Flux	I _F =70mA	I _V	900	2000	-	mlm
Forward Voltage	I _F =70mA	V _F	-	2.2	2.5	V
Reverse Current	V _R =10V	I _R	-	-	100	μA
Wavelength	I _F =20mA	λ _p /λ _d	-	630/625	-	nm
Viewing Angle	I _F =20mA	2θ _{1/2}	-	60	-	deg.

Typical Optical-Electrical Characteristic Curves

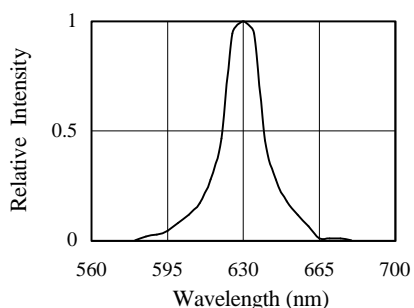


FIG.1 SPECTRAL DISTRIBUTION

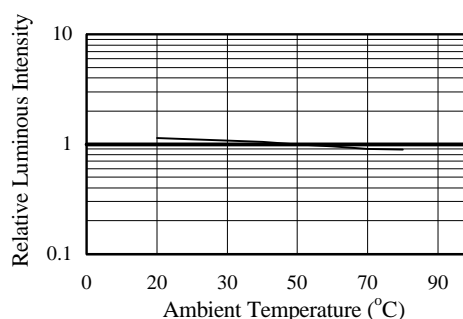


FIG.2 LUMINOUS INTENSITY VS. AMBIENT TEMPERATURE

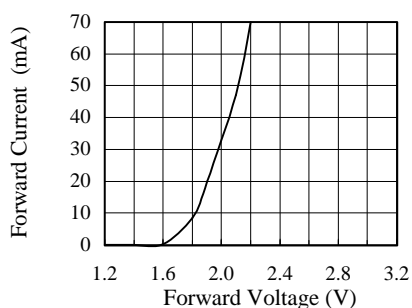


FIG.3 FORWARD CURRENT VS. FORWARD VOLTAGE

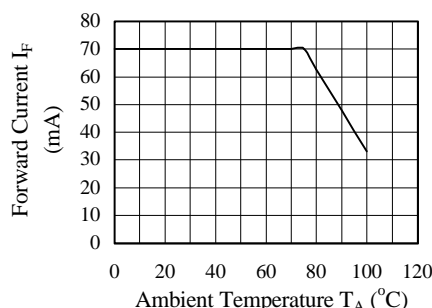


FIG.4 RELATIVE RADIANT INTENSITY VS. AMBIENT TEMPERATURE

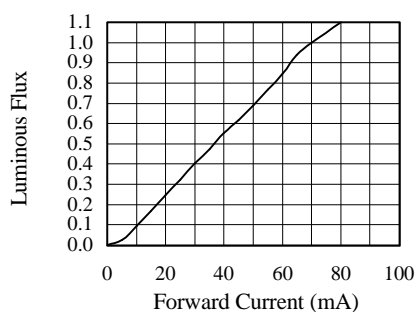


FIG.5 RELATIVE RADIANT INTENSITY VS. FORWARD CURRENT

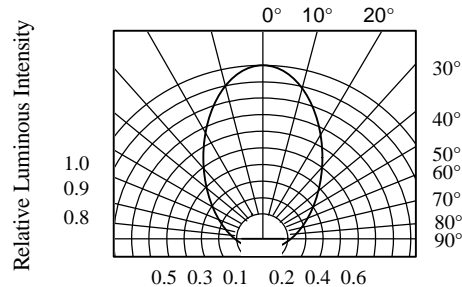


FIG.6 RADIATION DIAGRAM