

Description

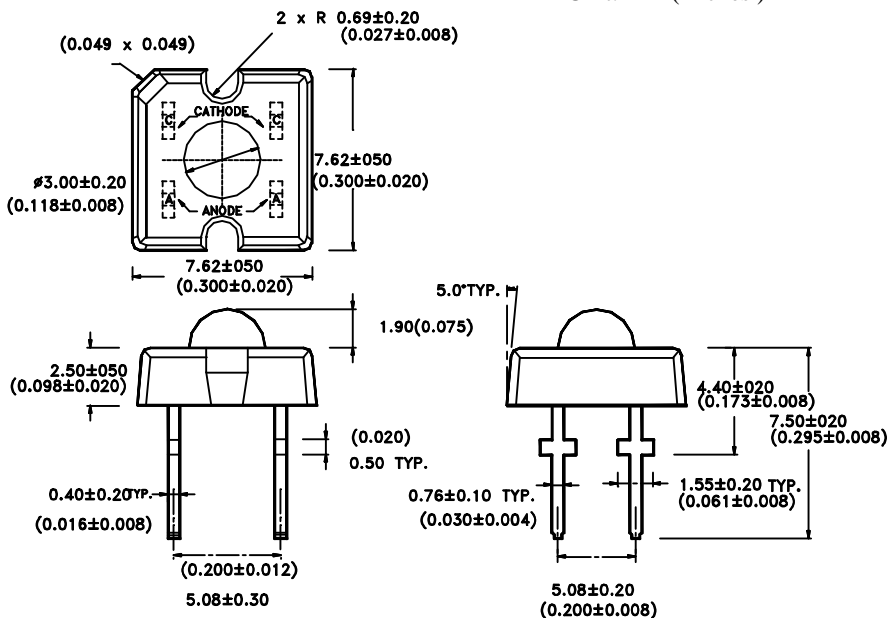
The MVL-904UYL , utilizes the latest absorbing substrate aluminum indium gallium phosphide AllnGap LED technology. This LED material has outstanding light output efficiency over a wide range of drive current. The package is water clear type.

Features

- Ultra - brightness
- Low power consumption
- TTL compatible
- Reliable

Package Dimensions

Unit: mm (inches)



NOTES:

1. Dimensions are in millimeter (inches).
2. Dimensions without tolerances are nominal.

Absolute Maximum Ratings

@ $T_A = 25^\circ\text{C}$

Parameter	Symbol	Maximum Rating	Unit
Power Dissipation	P_{ad}	100	mW
Continuous Forward Current	I_{af}	50	mA
Reverse Voltage	V_R	10	V
Operating Temperature Range	T_{opr}	-40°C to +100°C	
Storage Temperature Range	T_{stg}	-55°C to +100°C	
Solder temperature 1.6 mm from body for 5 seconds at 260°C			

Optical-Electrical Characteristics

@ T_A=25°C

Parameter	Test Conditions	Symbol	Min .	Typ .	Max .	Unit .
Total Flux	I _F =50mA	V	-	1100	-	mlm
Forward Voltage	I _F =50mA	V _F	-	2.2	2.5	V
Reverse Current	V _R =10V	I _R	-	-	100	μA
Wavelength	I _F =20mA	λ _p /λ _d	-	590	-	nm
Viewing Angle	I _F =20mA	2θ _{1/2}	-	40	-	deg.

Typical Optical-Electrical Characteristic Curves

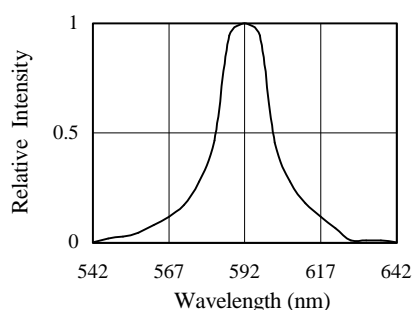


FIG.1 SPECTRAL DISTRIBUTION

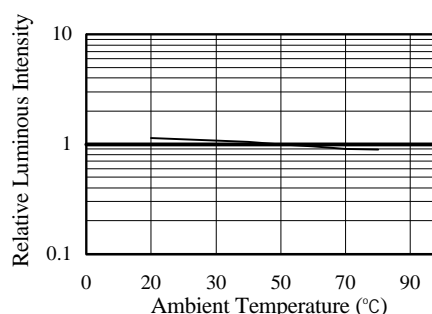


FIG.2 LUMINOUS INTENSITY VS. AMBIENT TEMPERATURE

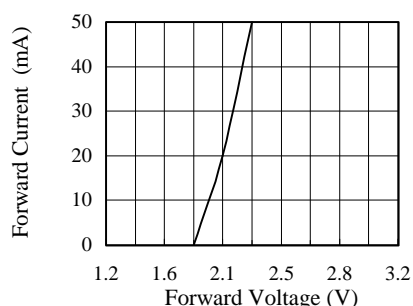


FIG.3 FORWARD CURRENT VS. FORWARD VOLTAGE

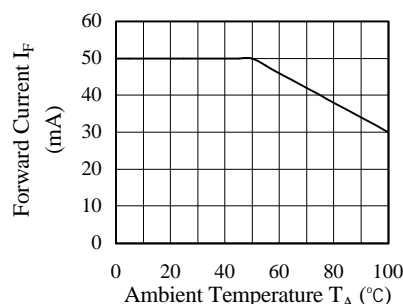


FIG.4 RELATIVE RADIANT INTENSITY VS. AMBIENT TEMPERATURE

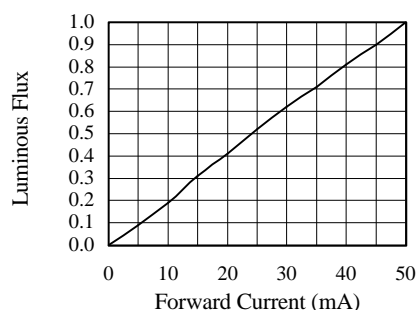


FIG.5 RELATIVE RADIANT INTENSITY VS. FORWARD CURRENT

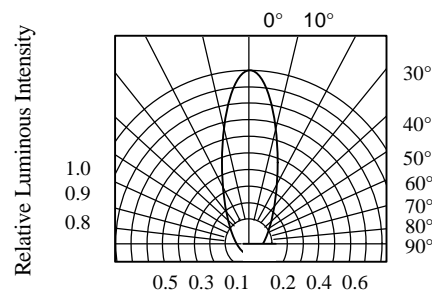


FIG.6 RADIATION DIAGRAM