

MTCO25A Series Surface Mount Temperature Compensated Crystal Oscillators (TCXO)

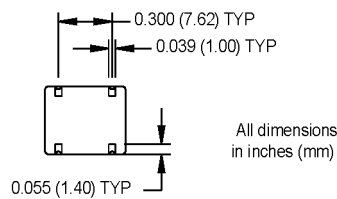
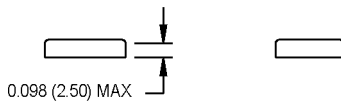
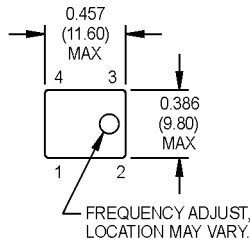


Features:

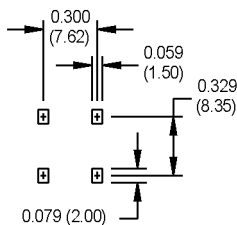
- Miniature Size
- Leadless SMT Standard Footprint
- Low Power 3 Volt Operation

Applications:

- PCS/Cellular Phones
- Communications Equipment
- Portable Equipment



SUGGESTED SOLDER PAD LAYOUT



Electrical Specifications

PARAMETERS	VALUE
Frequency Range	12.600 to 19.800 MHz
Stability	±2.5 ppm
Stability with ±5% V _{cc} Change	±0.3 ppm
Aging	±1 ppm/yr. Max.
Operating Temperature	-10°C to +60°C
Storage Temperature	-40°C to +85°C
Output (Clipped Sinewave)	0.8 V p-p Min.
Output Load ¹	10K Ω 10pF
Frequency Adjustment (Int. Trimmer)	±2 ppm Min.
Supply Voltage	+3V ±5%
Supply Current	2 mA Max.

¹ See load circuit diagram #7 on page 137.
See page 136, Figure "2" for suggested solder profile.

Pin Connections

PIN	FUNCTION
1	N/C
2	Ground
3	Output
4	+V _{cc}

M-tron reserves the right to make changes to the product(s) and service(s) described herein without notice. No liability is assumed as a result of their use or application. No rights under any patent accompany the sale of such product.

M-tron Industries, Inc., PO Box 630, Yankton, SD 57078-0630, USA Phone: 605-665-9321 or 1-800-762-8800 Fax: 605-665-1709 Website: www.mtron.com
M-tron Industries Limited, 1104 Shanghai Industrial Investment Building, 48-62 Hennessy Road, Wanchai, Hong Kong, China Phone: 852-2866-8023 Fax: 852-2529-1822